



Customer Service  
PO Box 11813  
Harrisburg, PA 17108-1813

**ACCOUNT STATEMENT**

For the Month Ending

**November 30, 2023**

**CITY OF HAYWARD**

**Client Management Team**

**Monique Spyke**

Managing Director  
1 California Street Ste. 1000  
San Francisco, CA 94111-5411  
415-393-7270  
spykem@pfmam.com

**Robert Cheddar, CFA**

Managing Director  
213 Market Street  
Harrisburg, PA 17101-2141  
717-231-6202  
cheddarr@pfmam.com

**Contents**

- Cover/Disclosures
- Summary Statement
- Individual Accounts

**Accounts included in Statement**

35310000	CITY OF HAYWARD
35310001	CITY OF HAYWARD - SHORT TERM

CITY OF HAYWARD  
DIRECTOR OF FINANCE  
777 B ST.  
HAYWARD, CA 94541

**Online Access** <https://www.pfmam.com>      **Customer Service** 1-717-232-2723

**Important Disclosures**

**Important Disclosures**

This statement is for general information purposes only and is not intended to provide specific advice or recommendations. PFM Asset Management LLC ("PFMAM") is an investment adviser registered with the U.S. Securities and Exchange Commission and a subsidiary of U.S. Bancorp Asset Management, Inc. ("USBAM"). USBAM is a subsidiary of U.S. Bank National Association ("U.S. Bank"). U.S. Bank is a separate entity and subsidiary of U.S. Bancorp. U.S. Bank is not responsible for and does not guarantee the products, services or performance of PFMAM. PFMAM maintains a written disclosure statement of our background and business experience. If you would like to receive a copy of our current disclosure statement, please contact Service Operations at the address below.

**Proxy Voting** PFMAM does not normally receive proxies to vote on behalf of its clients. However, it does on occasion receive consent requests. In the event a consent request is received the portfolio manager contacts the client and then proceeds according to their instructions. PFMAM's Proxy Voting Policy is available upon request by contacting Service Operations at the address below.

**Questions About an Account** PFMAM's monthly statement is intended to detail our investment advisory activity as well as the activity of any accounts held by clients in pools that are managed by PFMAM. The custodian bank maintains the control of assets and executes (i.e., settles) all investment transactions. The custodian statement is the official record of security and cash holdings and transactions. PFMAM recognizes that clients may use these reports to facilitate record keeping and that the custodian bank statement and the PFMAM statement should be reconciled and differences resolved. Many custodians use a settlement date basis which may result in the need to reconcile due to a timing difference.

**Account Control** PFMAM does not have the authority to withdraw funds from or deposit funds to the custodian outside the scope of services provided by PFMAM. Our clients retain responsibility for their internal accounting policies; implementing and enforcing internal controls and generating ledger entries or otherwise recording transactions.

**Market Value** Generally, PFMAM's market prices are derived from closing bid prices as of the last business day of the month as supplied by Refinitiv or Bloomberg. For certain short-term investments or where prices are not available from generally recognized sources the securities are priced using a yield-based matrix system to arrive at an estimated market value. Prices that fall between data points are interpolated. Non-negotiable FDIC-insured bank certificates of deposit are priced at par. Although PFMAM believes the prices to be reliable, the values of the securities may not represent the prices at which the securities could have been bought or sold. Explanation of the valuation methods for a registered investment company or local government investment program is contained in the appropriate fund offering documentation or information statement.

**Amortized Cost** The original cost of the principal of the security is adjusted for the amount of the periodic reduction of any discount or premium from the purchase date until the date of the report. Discount or premium with respect to short term securities (those with less than one year to maturity at time of issuance) is amortized on a straightline basis. Such discount or premium with respect to longer term securities is amortized using the constant yield basis.

**Tax Reporting** Cost data and realized gains / losses are provided for informational purposes only. Please review for accuracy and consult your tax advisor to determine the tax consequences of your security transactions. PFMAM does not report such information to the IRS or other taxing authorities and is not responsible for the accuracy of such information that may be required to be reported to federal, state or other taxing authorities.

**Financial Situation** In order to better serve you, PFMAM should be promptly notified of any material change in your investment objective or financial situation.

**Callable Securities** Securities subject to redemption prior to maturity may be redeemed in whole or in part before maturity, which could affect the yield represented.

**Portfolio** The securities in this portfolio, including shares of mutual funds, are not guaranteed or otherwise protected by PFMAM, the FDIC (except for certain non-negotiable certificates of deposit) or any government agency. Investment in securities involves risks, including the possible loss of the amount invested. Actual settlement values, accrued interest, and amortized cost amounts may vary for securities subject to an adjustable interest rate or subject to principal paydowns. Any changes to the values shown may be reflected within the next monthly statement's beginning values.

**Rating** Information provided for ratings is based upon a good faith inquiry of selected sources, but its accuracy and completeness cannot be guaranteed.

Shares of some local government investment programs and TERM funds are marketed through representatives of PFMAM's affiliate, PFM Fund Distributors, Inc. which is registered with the SEC as a broker/dealer and is a member of the Financial Industry Regulatory Authority ("FINRA") and the Municipal Securities Rulemaking Board ("MSRB"). You may reach the FINRA by calling the FINRA Hotline at 1-800-289-9999 or at the FINRA website address <https://www.finra.org/investors/investor-contacts>. A brochure describing the FINRA Regulation Public Disclosure Program is also available from FINRA upon request.

**Key Terms and Definitions**

**Dividends** on local government investment program funds consist of interest earned, plus any discount ratably amortized to the date of maturity, plus all realized gains and losses on the sale of securities prior to maturity, less ratably amortization of any premium and all accrued expenses to the fund. Dividends are accrued daily and may be paid either monthly or quarterly. The monthly earnings on this statement represent the estimated dividend accrued for the month for any program that distributes earnings on a quarterly basis. There is no guarantee that the estimated amount will be paid on the actual distribution date.

**Current Yield** is the net change, exclusive of capital changes and income other than investment income, in the value of a hypothetical fund account with a balance of one share over the seven-day base period including the statement date, expressed as a percentage of the value of one share (normally \$1.00 per share) at the beginning of the seven-day period. This resulting net change in account value is then annualized by multiplying it by

365 and dividing the result by 7. The yields quoted should not be considered a representation of the yield of the fund in the future, since the yield is not fixed. **Average maturity** represents the average maturity of all securities and investments of a portfolio, determined by multiplying the par or principal value of each security or investment by its maturity (days or years), summing the products, and dividing the sum by the total principal value of the portfolio. The stated maturity date of mortgage backed or callable securities are used in this statement. However the actual maturity of these securities could vary depending on the level or prepayments on the underlying mortgages or whether a callable security has or is still able to be called.

**Monthly distribution yield** represents the net change in the value of one share (normally \$1.00 per share) resulting from all dividends declared during the month by a fund expressed as a percentage of the value of one share at the beginning of the month. This resulting net change is then annualized by multiplying it by 365 and dividing it by the number of calendar days in the month.

**YTM at Cost** The yield to maturity at cost is the expected rate of return, based on the original cost, the annual interest receipts, maturity value and the time period from purchase date to maturity, stated as a percentage, on an annualized basis.

**YTM at Market** The yield to maturity at market is the rate of return, based on the current market value, the annual interest receipts, maturity value and the time period remaining until maturity, stated as a percentage, on an annualized basis.

**Managed Account** A portfolio of investments managed discretely by PFMAM according to the client's specific investment policy and requirements. The investments are directly owned by the client and held by the client's custodian.

**Unsettled Trade** A trade which has been executed however the final consummation of the security transaction and payment has not yet taken place.

Please review the detail pages of this statement carefully. If you think your statement is wrong, missing account information, or if you need more information about a transaction, please contact PFMAM within 60 days of receipt. If you have other concerns or questions regarding your account, or to request an updated copy of PFMAM's current disclosure statement, please contact a member of your client management team at PFMAM Service Operations at the address below.

PFM Asset Management LLC  
Attn: Service Operations  
213 Market Street  
Harrisburg, PA 17101

**NOT FDIC INSURED      NO BANK GUARANTEE      MAY LOSE VALUE**

**PFM Fund Distributors, Inc. (PFMFD), a wholly-owned broker dealer subsidiary of PFM Asset Management LLC, is registered with the U.S. Securities and Exchange Commission (SEC) and is subject to the Rules of the Municipal Securities Rulemaking Board (MSRB) as it relates to the distribution of shares of local government investment pools. PFMFD is required to inform you of the availability of the MSRB Investor Brochure which describes the protections that may be provided by the MSRB rules and how to file a complaint with an appropriate regulatory authority. The MSRB Investor Brochure can be found on the MSRB's website at [www.msrb.org](http://www.msrb.org).**

**Consolidated Summary Statement**

For the Month Ending **November 30, 2023**

CITY OF HAYWARD

<b>Portfolio Summary</b>		
<b>Portfolio Holdings</b>	<b>Cash Dividends and Income</b>	<b>Closing Market Value</b>
PFMAM Managed Account	596,148.80	244,572,904.28
<b>Total</b>	<b>\$596,148.80</b>	<b>\$244,572,904.28</b>

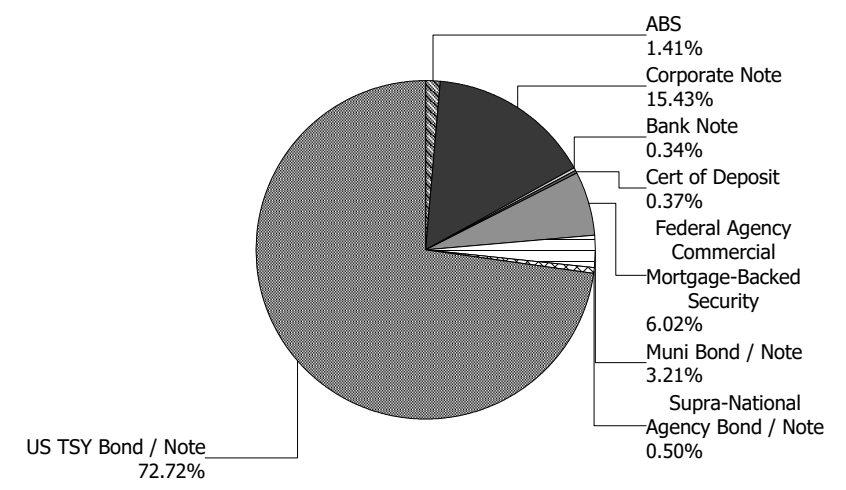
<b>Investment Allocation</b>		
<b>Investment Type</b>	<b>Closing Market Value</b>	<b>Percent</b>
Asset-Backed Security	3,439,166.62	1.41
Corporate Note	37,748,147.91	15.43
Bank Note	823,926.60	0.34
Certificate of Deposit	893,687.40	0.37
Federal Agency Commercial Mortgage-Backed Se	14,732,091.88	6.02
Municipal Bond / Note	7,842,747.00	3.21
Supra-National Agency Bond / Note	1,222,108.30	0.50
U.S. Treasury Bond / Note	177,871,028.57	72.72
<b>Total</b>	<b>\$244,572,904.28</b>	<b>100.00%</b>

**Maturity Distribution (Fixed Income Holdings)**

<b>Portfolio Holdings</b>	<b>Closing Market Value</b>	<b>Percent</b>
Under 30 days	0.00	0.00
31 to 60 days	4,643,362.50	1.90
61 to 90 days	6,752,134.82	2.76
91 to 180 days	13,911,093.50	5.69
181 days to 1 year	53,608,997.40	21.92
1 to 2 years	55,539,170.08	22.71
2 to 3 years	44,228,143.48	18.08
3 to 4 years	38,685,804.13	15.82
4 to 5 years	27,204,198.37	11.12
Over 5 years	0.00	0.00
<b>Total</b>	<b>\$244,572,904.28</b>	<b>100.00%</b>

**Weighted Average Days to Maturity 738**

**Sector Allocation**



**Consolidated Summary Statement**

For the Month Ending **November 30, 2023**

CITY OF HAYWARD

<b>Account Number</b>	<b>Account Name</b>	<b>Opening Market Value</b>	<b>Purchases / Deposits</b>	<b>Redemptions / Sales/ Maturities</b>	<b>Unsettled Trades</b>	<b>Change in Value</b>	<b>Closing Market Value</b>	<b>Cash Dividends and Income</b>
35310000	CITY OF HAYWARD	179,057,644.68	0.00	(448,481.15)	0.00	2,359,200.19	180,968,363.72	290,789.43
35310001	CITY OF HAYWARD - SHORT TERM	67,917,978.76	0.00	(4,540,000.00)	0.00	226,561.80	63,604,540.56	305,359.37
<b>Total</b>		<b>\$246,975,623.44</b>	<b>\$0.00</b>	<b>(\$4,988,481.15)</b>	<b>\$0.00</b>	<b>\$2,585,761.99</b>	<b>\$244,572,904.28</b>	<b>\$596,148.80</b>

**Managed Account Summary Statement**

For the Month Ending **November 30, 2023**

CITY OF HAYWARD - 35310000

**Transaction Summary - Managed Account**

<b>Opening Market Value</b>	<b>\$179,057,644.68</b>
Maturities/Calls	(448,481.15)
Principal Dispositions	0.00
Principal Acquisitions	0.00
Unsettled Trades	0.00
Change in Current Value	2,359,200.19
<b>Closing Market Value</b>	<b>\$180,968,363.72</b>

**Cash Transactions Summary - Managed Account**

Maturities/Calls	325,771.88
Sale Proceeds	0.00
Coupon/Interest/Dividend Income	289,832.62
Principal Payments	123,481.15
Security Purchases	0.00
Net Cash Contribution	(739,085.65)
Reconciling Transactions	0.00

**Earnings Reconciliation (Cash Basis) - Managed Account**

Interest/Dividends/Coupons Received	290,604.50
Less Purchased Interest Related to Interest/Coupons	0.00
Plus Net Realized Gains/Losses	184.93
<b>Total Cash Basis Earnings</b>	<b>\$290,789.43</b>

**Cash Balance**

**Closing Cash Balance** **\$0.00**

**Earnings Reconciliation (Accrual Basis)**

	<b>Total</b>
Ending Amortized Value of Securities	188,763,007.01
Ending Accrued Interest	703,752.30
Plus Proceeds from Sales	0.00
Plus Proceeds of Maturities/Calls/Principal Payments	449,253.03
Plus Coupons/Dividends Received	289,832.62
Less Cost of New Purchases	0.00
Less Beginning Amortized Value of Securities	(189,151,296.27)
Less Beginning Accrued Interest	(675,863.12)
<b>Total Accrual Basis Earnings</b>	<b>\$378,685.57</b>

**Portfolio Summary and Statistics**

For the Month Ending **November 30, 2023**

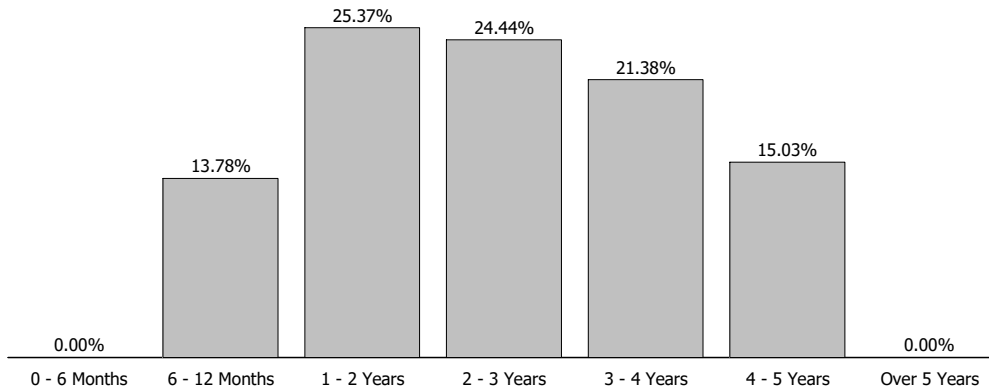
CITY OF HAYWARD - 35310000

**Account Summary**

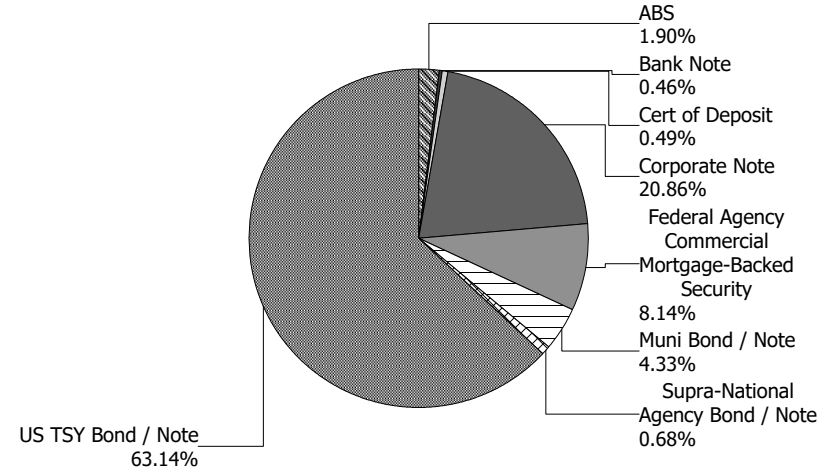
Description	Par Value	Market Value	Percent
U.S. Treasury Bond / Note	121,085,000.00	114,266,488.01	63.14
Supra-National Agency Bond / Note	1,270,000.00	1,222,108.30	0.68
Municipal Bond / Note	8,195,000.00	7,842,747.00	4.33
Federal Agency Commercial Mortgage-Backed Security	15,375,779.26	14,732,091.88	8.14
Corporate Note	39,625,000.00	37,748,147.91	20.86
Certificate of Deposit	900,000.00	893,687.40	0.49
Bank Note	900,000.00	823,926.60	0.46
Asset-Backed Security	3,540,804.89	3,439,166.62	1.90
<b>Managed Account Sub-Total</b>	<b>190,891,584.15</b>	<b>180,968,363.72</b>	<b>100.00%</b>
Accrued Interest		703,752.30	
<b>Total Portfolio</b>	<b>190,891,584.15</b>	<b>181,672,116.02</b>	

**Unsettled Trades** **0.00** **0.00**

**Maturity Distribution**



**Sector Allocation**



**Characteristics**

Yield to Maturity at Cost	2.45%
Yield to Maturity at Market	4.77%
Weighted Average Days to Maturity	925

**Managed Account Issuer Summary**

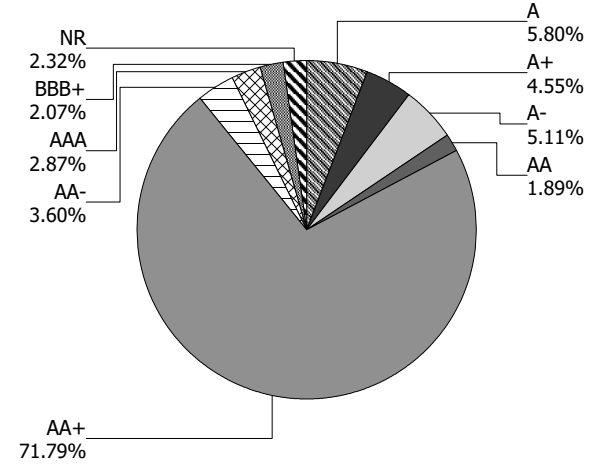
For the Month Ending **November 30, 2023**

CITY OF HAYWARD - 35310000

**Issuer Summary**

<b>Issuer</b>	<b>Market Value of Holdings</b>	<b>Percent</b>
ABBOTT LABORATORIES	584,518.80	0.32
AMAZON.COM INC	406,049.25	0.22
AMERICAN EXPRESS CO	821,196.45	0.45
AMERICAN HONDA FINANCE	1,032,815.68	0.57
ASTRAZENECA PLC	1,135,444.10	0.63
BANK OF AMERICA CO	1,481,316.56	0.82
BMW FINANCIAL SERVICES NA LLC	1,067,754.99	0.59
BRISTOL-MYERS SQUIBB CO	897,227.80	0.50
BROWN-FORMAN CORP	414,221.58	0.23
CALIFORNIA STATE UNIVERSITY	753,586.20	0.42
CAPITAL ONE FINANCIAL CORP	1,579,354.22	0.87
CARMAX AUTO OWNER TRUST	489,318.68	0.27
CATERPILLAR INC	683,024.30	0.38
CHARLES SCHWAB	431,236.83	0.24
CHEVRON CORPORATION	460,330.50	0.25
CITIGROUP INC	1,127,515.06	0.62
COMCAST CORP	633,749.20	0.35
COMMONWEALTH OF MASSACHUSETTS	1,781,729.25	0.98
DEERE & COMPANY	1,274,360.85	0.70
EXXON MOBIL CORP	291,194.70	0.16
FANNIE MAE	3,214,698.79	1.79
FLORIDA STATE BOARD OF ADMIN FIN CORP	1,166,582.30	0.64
FREDDIE MAC	11,517,393.09	6.37
GM FINANCIAL CONSUMER AUTOMOBILE TRUST	32,377.33	0.02
GOLDMAN SACHS GROUP INC	1,194,254.38	0.66
HERSHEY COMPANY	839,291.38	0.46
HOME DEPOT INC	423,137.25	0.23
HYUNDAI AUTO RECEIVABLES	44,534.61	0.02
IBM CORP	775,585.83	0.43
ILLINOIS TOOL WORKS INC	449,273.53	0.25
INTEL CORPORATION	529,413.50	0.29
INTER-AMERICAN DEVELOPMENT BANK	1,222,108.30	0.68

**Credit Quality (S&P Ratings)**



**Managed Account Issuer Summary**

For the Month Ending **November 30, 2023**

CITY OF HAYWARD - 35310000

<b>Issuer</b>	<b>Market Value of Holdings</b>	<b>Percent</b>
JOHNSON & JOHNSON	426,914.55	0.24
JP MORGAN CHASE & CO	1,766,565.49	0.98
KUBOTA CREDIT OWNER TRUST	1,293,581.78	0.71
LOS ANGELES UNIFIED SCHOOL DISTRICT	1,091,989.20	0.60
MASTERCARD INC	910,634.40	0.50
Mercedes-Benz Group AG	720,077.25	0.40
MORGAN STANLEY	1,421,264.14	0.79
NATIONAL AUSTRALIA BANK LTD	1,309,652.10	0.72
NATIONAL RURAL UTILITIES CO FINANCE CORP	858,648.56	0.47
NESTLE SA	906,444.00	0.50
NORDEA BANK ABP	893,687.40	0.49
NORTHERN TRUST	874,016.10	0.48
OREGON DEPT OF ADMINISTRATION SERVICES	1,432,632.60	0.79
PACCAR FINANCIAL CORP	896,431.38	0.50
PNC FINANCIAL SERVICES GROUP	823,926.60	0.46
PROCTER & GAMBLE CO	598,014.95	0.33
RABOBANK NEDERLAND	718,905.00	0.40
ROCHE HOLDINGS INC	1,850,056.62	1.02
STATE OF CALIFORNIA	724,601.25	0.40
STATE OF NEW YORK	891,626.20	0.49
STATE STREET CORPORATION	1,444,966.12	0.80
TARGET CORP	418,190.50	0.23
TEXAS INSTRUMENTS INC	154,482.30	0.09
THE BANK OF NEW YORK MELLON CORPORATION	1,142,476.20	0.63
TOYOTA MOTOR CORP	1,353,465.35	0.75
TRUIST FIN CORP	1,057,813.05	0.58
UNILEVER PLC	658,047.35	0.36
UNITED STATES TREASURY	114,266,488.01	63.15
UNITEDHEALTH GROUP INC	699,413.13	0.39
WELLS FARGO & COMPANY	608,756.85	0.34
<b>Total</b>	<b>\$180,968,363.72</b>	<b>100.00%</b>



**Managed Account Detail of Securities Held**

For the Month Ending **November 30, 2023**

**CITY OF HAYWARD - 35310000**

<b>Security Type/Description Dated Date/Coupon/Maturity</b>	<b>CUSIP</b>	<b>Par</b>	<b>S&amp;P Rating</b>	<b>Moody's Rating</b>	<b>Trade Date</b>	<b>Settle Date</b>	<b>Original Cost</b>	<b>YTM at Cost</b>	<b>Accrued Interest</b>	<b>Amortized Cost</b>	<b>Market Value</b>
<b>U.S. Treasury Bond / Note</b>											
US TREASURY NOTES DTD 06/15/2021 0.250% 06/15/2024	91282CCG4	675,000.00	AA+	Aaa	07/01/21	07/07/21	670,623.05	0.47	779.20	674,197.15	656,964.81
US TREASURY NOTES DTD 06/30/2022 3.000% 06/30/2024	91282CEX5	1,250,000.00	AA+	Aaa	08/04/22	08/08/22	1,248,095.70	3.08	15,692.93	1,249,416.60	1,233,203.13
US TREASURY NOTES DTD 07/15/2021 0.375% 07/15/2024	91282CCL3	750,000.00	AA+	Aaa	08/04/21	08/06/21	750,878.91	0.33	1,062.33	750,185.77	727,500.00
US TREASURY NOTES DTD 07/15/2021 0.375% 07/15/2024	91282CCL3	760,000.00	AA+	Aaa	08/05/21	08/09/21	759,910.94	0.38	1,076.49	759,981.12	737,200.00
US TREASURY NOTES DTD 07/15/2021 0.375% 07/15/2024	91282CCL3	1,700,000.00	AA+	Aaa	08/09/21	08/10/21	1,698,207.03	0.41	2,407.95	1,699,619.62	1,649,000.00
US TREASURY NOTES DTD 07/31/2022 3.000% 07/31/2024	91282CFA4	1,050,000.00	AA+	Aaa	08/18/22	08/22/22	1,045,406.25	3.23	10,528.53	1,048,425.56	1,034,250.00
US TREASURY NOTES DTD 08/15/2021 0.375% 08/15/2024	91282CCT6	3,275,000.00	AA+	Aaa	09/01/21	09/03/21	3,271,417.97	0.41	3,604.28	3,274,141.91	3,163,957.20
US TREASURY NOTES DTD 09/15/2021 0.375% 09/15/2024	91282CCX7	3,000,000.00	AA+	Aaa	10/01/21	10/06/21	2,987,812.50	0.51	2,379.81	2,996,723.55	2,887,031.40
US TREASURY NOTES DTD 10/31/2019 1.500% 10/31/2024	912828YM6	2,000,000.00	AA+	Aaa	05/04/21	05/06/21	2,073,046.88	0.44	2,554.95	2,019,207.77	1,933,437.60
US TREASURY NOTES DTD 11/15/2021 0.750% 11/15/2024	91282CDH1	9,550,000.00	AA+	Aaa	11/12/21	11/15/21	9,524,632.81	0.84	3,148.35	9,541,899.16	9,153,078.13
US TREASURY NOTES DTD 11/30/2019 1.500% 11/30/2024	912828YV6	425,000.00	AA+	Aaa	06/15/21	06/17/21	440,456.05	0.44	17.42	429,470.25	409,660.14
US TREASURY NOTES DTD 11/30/2019 1.500% 11/30/2024	912828YV6	4,000,000.00	AA+	Aaa	06/02/21	06/07/21	4,148,437.50	0.42	163.93	4,042,594.09	3,855,624.80
US TREASURY NOTES DTD 05/31/2020 0.250% 05/31/2025	912828ZT0	10,000,000.00	AA+	Aaa	11/12/21	11/15/21	9,744,140.63	0.99	68.31	9,891,759.42	9,328,125.00
US TREASURY NOTES DTD 07/15/2022 3.000% 07/15/2025	91282CEY3	450,000.00	AA+	Aaa	08/18/22	08/22/22	446,800.78	3.26	5,099.18	448,209.89	436,921.88

**Managed Account Detail of Securities Held**

For the Month Ending **November 30, 2023**

**CITY OF HAYWARD - 35310000**

<b>Security Type/Description Dated Date/Coupon/Maturity</b>	<b>CUSIP</b>	<b>Par</b>	<b>S&amp;P Rating</b>	<b>Moody's Rating</b>	<b>Trade Date</b>	<b>Settle Date</b>	<b>Original Cost</b>	<b>YTM at Cost</b>	<b>Accrued Interest</b>	<b>Amortized Cost</b>	<b>Market Value</b>
<b>U.S. Treasury Bond / Note</b>											
US TREASURY NOTES DTD 07/31/2020 0.250% 07/31/2025	91282CAB7	5,850,000.00	AA+	Aaa	01/03/22	01/05/22	5,661,246.09	1.18	4,888.25	5,761,924.50	5,423,132.52
US TREASURY NOTES DTD 10/15/2022 4.250% 10/15/2025	91282CFP1	3,500,000.00	AA+	Aaa	05/15/23	05/17/23	3,531,582.03	3.85	19,101.78	3,524,492.19	3,467,734.20
US TREASURY NOTES DTD 10/31/2020 0.250% 10/31/2025	91282CAT8	10,000,000.00	AA+	Aaa	11/12/21	11/15/21	9,680,468.75	1.08	2,129.12	9,845,316.82	9,184,375.00
US TREASURY NOTES DTD 01/31/2021 0.375% 01/31/2026	91282CBH3	600,000.00	AA+	Aaa	12/27/21	12/27/21	580,453.13	1.19	752.04	589,651.66	547,687.50
US TREASURY NOTES DTD 01/31/2021 0.375% 01/31/2026	91282CBH3	10,000,000.00	AA+	Aaa	11/12/21	11/15/21	9,690,234.38	1.13	12,533.97	9,840,484.80	9,128,125.00
US TREASURY NOTES DTD 06/30/2021 0.875% 06/30/2026	91282CCJ8	10,000,000.00	AA+	Aaa	11/24/21	11/29/21	9,799,609.38	1.33	36,616.85	9,887,235.39	9,128,125.00
US TREASURY NOTES DTD 07/31/2021 0.625% 07/31/2026	91282CCP4	2,450,000.00	AA+	Aaa	01/13/22	01/18/22	2,358,316.41	1.48	5,118.04	2,396,097.80	2,212,656.25
US TREASURY NOTES DTD 07/31/2021 0.625% 07/31/2026	91282CCP4	2,500,000.00	AA+	Aaa	06/09/22	06/15/22	2,262,988.28	3.09	5,222.48	2,346,972.53	2,257,812.50
US TREASURY NOTES DTD 10/31/2021 1.125% 10/31/2026	91282CDG3	5,000,000.00	AA+	Aaa	11/12/21	11/15/21	4,977,929.69	1.22	4,790.52	4,987,021.05	4,547,656.00
US TREASURY NOTES DTD 11/15/2016 2.000% 11/15/2026	912828U24	1,350,000.00	AA+	Aaa	10/06/22	10/11/22	1,241,103.52	4.16	1,186.81	1,271,384.89	1,258,664.13
US TREASURY NOTES DTD 12/31/2021 1.250% 12/31/2026	91282CDO1	600,000.00	AA+	Aaa	02/11/22	02/15/22	581,765.63	1.91	3,138.59	588,465.22	545,812.50
US TREASURY NOTES DTD 12/31/2021 1.250% 12/31/2026	91282CDO1	700,000.00	AA+	Aaa	02/10/22	02/14/22	677,250.00	1.95	3,661.68	685,616.79	636,781.25
US TREASURY NOTES DTD 02/15/2017 2.250% 02/15/2027	912828V98	1,850,000.00	AA+	Aaa	06/02/22	06/03/22	1,793,416.02	2.95	12,216.03	1,811,399.05	1,729,750.00
US TREASURY NOTES DTD 02/15/2017 2.250% 02/15/2027	912828V98	4,350,000.00	AA+	Aaa	08/03/22	08/04/22	4,222,048.83	2.95	28,724.19	4,259,445.19	4,067,250.00

**Managed Account Detail of Securities Held**

For the Month Ending **November 30, 2023**

**CITY OF HAYWARD - 35310000**

<b>Security Type/Description Dated Date/Coupon/Maturity</b>	<b>CUSIP</b>	<b>Par</b>	<b>S&amp;P Rating</b>	<b>Moody's Rating</b>	<b>Trade Date</b>	<b>Settle Date</b>	<b>Original Cost</b>	<b>YTM at Cost</b>	<b>Accrued Interest</b>	<b>Amortized Cost</b>	<b>Market Value</b>
<b>U.S. Treasury Bond / Note</b>											
US TREASURY NOTES DTD 04/30/2022 2.750% 04/30/2027	91282CEN7	950,000.00	AA+	Aaa	05/02/22	05/04/22	939,720.70	2.99	2,224.93	942,970.36	899,976.61
US TREASURY NOTES DTD 07/31/2022 2.750% 07/31/2027	91282CFB2	1,525,000.00	AA+	Aaa	05/01/23	05/02/23	1,467,455.08	3.72	14,017.15	1,475,357.77	1,440,171.88
US TREASURY NOTES DTD 10/31/2022 4.125% 10/31/2027	91282CFU0	1,100,000.00	AA+	Aaa	11/02/22	11/03/22	1,093,855.47	4.25	3,864.35	1,095,180.10	1,089,859.32
US TREASURY NOTES DTD 10/31/2022 4.125% 10/31/2027	91282CFU0	1,150,000.00	AA+	Aaa	01/27/23	01/31/23	1,171,832.03	3.68	4,040.01	1,168,004.50	1,139,398.38
US TREASURY NOTES DTD 10/31/2022 4.125% 10/31/2027	91282CFU0	2,750,000.00	AA+	Aaa	01/30/23	02/01/23	2,797,587.89	3.72	9,660.89	2,789,267.56	2,724,648.30
US TREASURY NOTES DTD 10/31/2022 4.125% 10/31/2027	91282CFU0	3,300,000.00	AA+	Aaa	12/20/22	12/21/22	3,342,281.25	3.83	11,593.06	3,334,063.20	3,269,577.96
US TREASURY NOTES DTD 11/30/2022 3.875% 11/30/2027	91282CFZ9	1,025,000.00	AA+	Aaa	12/19/22	12/19/22	1,032,287.11	3.72	108.52	1,030,887.76	1,006,261.77
US TREASURY NOTES DTD 11/30/2022 3.875% 11/30/2027	91282CFZ9	1,050,000.00	AA+	Aaa	12/06/22	12/08/22	1,054,511.72	3.78	111.17	1,053,623.27	1,030,804.74
US TREASURY NOTES DTD 02/28/2023 4.000% 02/29/2028	91282CGP0	4,050,000.00	AA+	Aaa	03/02/23	03/03/23	3,990,832.03	4.33	40,945.05	3,999,687.76	3,994,312.50
US TREASURY NOTES DTD 04/30/2023 3.500% 04/30/2028	91282CHA2	500,000.00	AA+	Aaa	06/28/23	06/30/23	489,101.56	4.00	1,490.38	490,051.93	483,203.10
US TREASURY NOTES DTD 04/30/2023 3.500% 04/30/2028	91282CHA2	975,000.00	AA+	Aaa	07/03/23	07/03/23	945,597.66	4.20	2,906.25	948,115.95	942,246.04
US TREASURY NOTES DTD 04/30/2023 3.500% 04/30/2028	91282CHA2	2,075,000.00	AA+	Aaa	06/28/23	06/29/23	2,029,852.54	4.00	6,185.10	2,033,812.84	2,005,292.87
US TREASURY NOTES DTD 04/30/2023 3.500% 04/30/2028	91282CHA2	3,000,000.00	AA+	Aaa	06/01/23	06/05/23	2,968,125.00	3.74	8,942.31	2,971,310.72	2,899,218.60
<b>Security Type Sub-Total</b>		<b>121,085,000.00</b>					<b>119,191,319.18</b>	<b>1.88</b>	<b>294,753.18</b>	<b>119,953,673.46</b>	<b>114,266,488.01</b>

**Managed Account Detail of Securities Held**

For the Month Ending **November 30, 2023**

**CITY OF HAYWARD - 35310000**

<b>Security Type/Description</b> <b>Dated Date/Coupon/Maturity</b>	<b>CUSIP</b>	<b>Par</b>	<b>S&amp;P Rating</b>	<b>Moody's Rating</b>	<b>Trade Date</b>	<b>Settle Date</b>	<b>Original Cost</b>	<b>YTM at Cost</b>	<b>Accrued Interest</b>	<b>Amortized Cost</b>	<b>Market Value</b>
<b>Supra-National Agency Bond / Note</b>											
INTER-AMERICAN DEVEL BK NOTES DTD 09/23/2021 0.500% 09/23/2024	4581X0DZ8	1,270,000.00	AAA	Aaa	09/15/21	09/23/21	1,269,060.20	0.52	1,199.44	1,269,745.33	1,222,108.30
<b>Security Type Sub-Total</b>		<b>1,270,000.00</b>					<b>1,269,060.20</b>	<b>0.52</b>	<b>1,199.44</b>	<b>1,269,745.33</b>	<b>1,222,108.30</b>

<b>Municipal Bond / Note</b>											
FL ST BOARD OF ADMIN TXBL REV BONDS DTD 09/16/2020 1.258% 07/01/2025	341271AD6	295,000.00	AA	Aa3	09/03/20	09/16/20	295,000.00	1.26	1,546.29	295,000.00	277,872.30
LOS ANGELES USD, CA TXBL GO BONDS DTD 11/10/2021 1.245% 07/01/2025	544647FB1	1,160,000.00	NR	Aa3	10/28/21	11/10/21	1,160,000.00	1.25	6,017.50	1,160,000.00	1,091,989.20
MASSACHUSETTS CMNWLTH MUNICIPAL BONDS DTD 08/30/2022 3.670% 07/15/2025	576004GZ2	1,825,000.00	NR	Aa1	08/17/22	08/30/22	1,825,000.00	3.67	25,302.61	1,825,000.00	1,781,729.25
CA ST MUNICIPAL BONDS DTD 03/15/2023 4.846% 03/01/2027	13063D3N6	725,000.00	AA-	Aa2	03/09/23	03/15/23	725,000.00	4.85	8,783.38	725,000.00	724,601.25
FLORIDA ST BRD OF ADM MUNICIPAL BONDS DTD 09/16/2020 1.705% 07/01/2027	341271AE4	1,000,000.00	AA	Aa3	11/08/22	11/10/22	842,390.00	5.61	7,104.17	878,303.49	888,710.00
CA ST UNIV TRUSTEES - MUNICIPAL BONDS DTD 08/09/2023 4.594% 11/01/2027	13077DTD4	765,000.00	AA-	Aa2	07/20/23	08/09/23	765,000.00	4.59	10,933.73	765,000.00	753,586.20
NEW YORK ST-B-TXBL MUNICIPAL BONDS DTD 03/15/2018 3.300% 02/15/2028	649791NQ9	955,000.00	AA+	Aa1	04/21/23	04/25/23	918,585.85	4.18	9,279.42	923,145.39	891,626.20
OREGON ST MUNICIPAL BONDS DTD 05/09/2023 4.046% 04/01/2028	68607V4M4	1,470,000.00	AAA	Aa2	04/26/23	05/09/23	1,470,000.00	4.05	9,912.70	1,470,000.00	1,432,632.60
<b>Security Type Sub-Total</b>		<b>8,195,000.00</b>					<b>8,000,975.85</b>	<b>3.79</b>	<b>78,879.80</b>	<b>8,041,448.88</b>	<b>7,842,747.00</b>

<b>Federal Agency Commercial Mortgage-Backed Security</b>											
FHMS K053 A2 DTD 03/29/2016 2.995% 12/01/2025	3137BN6G4	850,000.00	AA+	Aaa	08/04/22	08/09/22	840,205.08	3.36	2,121.46	844,082.57	814,311.25

**Managed Account Detail of Securities Held**

For the Month Ending **November 30, 2023**

**CITY OF HAYWARD - 35310000**

<b>Security Type/Description</b> <b>Dated Date/Coupon/Maturity</b>	<b>CUSIP</b>	<b>Par</b>	<b>S&amp;P Rating</b>	<b>Moody's Rating</b>	<b>Trade Date</b>	<b>Settle Date</b>	<b>Original Cost</b>	<b>YTM at Cost</b>	<b>Accrued Interest</b>	<b>Amortized Cost</b>	<b>Market Value</b>
<b>Federal Agency Commercial Mortgage-Backed Security</b>											
FHMS K054 A2 DTD 04/20/2016 2.745% 01/01/2026	3137BNGT5	1,705,000.00	AA+	Aaa	05/11/23	05/16/23	1,648,122.27	4.09	3,900.19	1,659,900.28	1,626,609.79
FNA 2016-M3 A2 DTD 03/31/2016 2.702% 02/01/2026	3136ARTE8	551,207.50	AA+	Aaa	08/31/22	09/06/22	532,539.64	3.76	1,241.14	539,307.49	524,365.21
FHMS K061 A2 DTD 01/30/2017 3.347% 11/01/2026	3137BTUM1	1,240,000.00	AA+	Aaa	05/19/23	05/24/23	1,201,831.25	4.31	3,458.57	1,207,630.96	1,187,225.70
FHMS K063 A2 DTD 03/01/2017 3.430% 01/01/2027	3137BVZ82	1,000,000.00	AA+	Aaa	05/18/23	05/23/23	971,562.50	4.28	2,858.33	975,702.00	958,078.26
FHLMC MULTIFAMILY STRUCTURED P DTD 07/01/2017 3.243% 04/01/2027	3137F1G44	1,850,000.00	AA+	Aaa	06/08/23	06/13/23	1,772,748.05	4.44	4,999.63	1,782,265.40	1,755,677.05
FNA 2017-M12 A2 DTD 10/30/2017 3.162% 06/01/2027	3136AX7E9	963,560.88	AA+	Aaa	08/24/23	08/29/23	900,891.77	5.07	2,538.70	905,185.43	909,344.05
FNA 2017-M15 A2 DTD 12/29/2017 3.059% 09/01/2027	3136AY6X6	967,511.73	AA+	Aaa	08/24/23	08/29/23	900,957.51	4.96	2,466.27	905,230.80	909,606.69
FHMS K743 A2 DTD 06/30/2021 1.770% 05/01/2028	3137H14B9	1,000,000.00	AA+	Aaa	08/10/23	08/15/23	875,234.38	4.73	1,475.00	883,063.95	877,779.86
FHMS KJ46 A1 DTD 07/01/2023 4.777% 06/01/2028	3137HAD45	723,499.15	AA+	Aaa	07/19/23	07/27/23	723,481.07	4.78	2,880.13	723,482.37	716,227.82
FHMS K505 A2 DTD 07/01/2023 4.819% 06/01/2028	3137HACX2	1,800,000.00	AA+	Aaa	07/13/23	07/20/23	1,817,978.40	4.59	7,228.50	1,816,623.45	1,786,245.57
FNA 2023-M6 A2 DTD 07/01/2023 4.190% 07/01/2028	3136BODE6	900,000.00	AA+	Aaa	07/18/23	07/31/23	884,742.19	4.58	3,142.50	885,786.55	871,382.84
FHMS K506 A2 DTD 09/01/2023 4.650% 08/01/2028	3137HAMH6	1,825,000.00	AA+	Aaa	09/07/23	09/14/23	1,798,002.78	4.99	7,071.88	1,799,053.50	1,795,237.79
<b>Security Type Sub-Total</b>		<b>15,375,779.26</b>					<b>14,868,296.89</b>	<b>4.49</b>	<b>45,382.30</b>	<b>14,927,314.75</b>	<b>14,732,091.88</b>

**Corporate Note**

**Managed Account Detail of Securities Held**

For the Month Ending **November 30, 2023**

**CITY OF HAYWARD - 35310000**

<b>Security Type/Description</b>	<b>Dated Date/Coupon/Maturity</b>	<b>CUSIP</b>	<b>Par</b>	<b>S&amp;P Rating</b>	<b>Moody's Rating</b>	<b>Trade Date</b>	<b>Settle Date</b>	<b>Original Cost</b>	<b>YTM at Cost</b>	<b>Accrued Interest</b>	<b>Amortized Cost</b>	<b>Market Value</b>
<b>Corporate Note</b>												
UNILEVER CAPITAL CORP (CALLABLE) CORPORA DTD 08/12/2021 0.626% 08/12/2024		904764BN6	225,000.00	A+	A1	08/09/21	08/12/21	225,000.00	0.63	426.46	225,000.00	217,137.15
GOLDMAN SACHS GROUP INC CORP NOTES (CALL DTD 10/21/2021 0.925% 10/21/2024		38141GYL2	325,000.00	BBB+	A2	10/18/21	10/21/21	325,000.00	0.93	334.03	325,000.00	324,153.38
COOPERATIEVE RABOBANK UA CORPORATE NOTES DTD 01/12/2022 1.375% 01/10/2025		21688AAS1	750,000.00	A+	Aa2	01/19/22	01/24/22	744,127.50	1.65	4,039.06	747,796.46	718,905.00
NATIONAL RURAL UTIL COOP CORPORATE NOTES DTD 02/07/2022 1.875% 02/07/2025		63743HFC1	405,000.00	A-	A2	01/31/22	02/07/22	404,987.85	1.88	2,404.69	404,995.19	388,377.18
TOYOTA MOTOR CREDIT CORP CORP NOTES DTD 02/13/2020 1.800% 02/13/2025		89236TGT6	450,000.00	A+	A1	09/23/21	09/27/21	462,469.50	0.96	2,430.00	454,442.57	431,980.65
JPMORGAN CHASE & CO CORP NOTES (CALLABLE DTD 02/16/2021 0.563% 02/16/2025		46647PBY1	265,000.00	A-	A1	02/09/21	02/16/21	265,000.00	0.56	435.15	265,000.00	261,865.05
EXXON MOBIL CORP CORPORATE NT (CALLABLE) DTD 03/06/2015 2.709% 03/06/2025		30231GAF9	300,000.00	AA-	Aa2	03/26/21	03/30/21	318,576.00	1.10	1,918.88	305,116.33	291,194.70
ROCHE HOLDINGS INC (CALLABLE) CORPORATE DTD 03/10/2022 2.132% 03/10/2025		771196BT8	1,465,000.00	AA	Aa2	03/03/22	03/10/22	1,465,000.00	2.13	7,027.61	1,465,000.00	1,411,304.82
BMW US CAPITAL LLC CORP NOTES DTD 04/01/2022 3.250% 04/01/2025		05565EBZ7	315,000.00	A	A2	03/28/22	04/01/22	314,703.90	3.28	1,706.25	314,868.43	306,752.36
PACCAR FINANCIAL CORP CORPORATE NOTES DTD 04/07/2022 2.850% 04/07/2025		69371RR73	925,000.00	A+	A1	03/31/22	04/07/22	924,759.50	2.86	3,954.38	924,891.82	896,431.38

**Managed Account Detail of Securities Held**

For the Month Ending **November 30, 2023**

**CITY OF HAYWARD - 35310000**

<b>Security Type/Description</b>	<b>CUSIP</b>	<b>Par</b>	<b>S&amp;P Rating</b>	<b>Moody's Rating</b>	<b>Trade Date</b>	<b>Settle Date</b>	<b>Original Cost</b>	<b>YTM at Cost</b>	<b>Accrued Interest</b>	<b>Amortized Cost</b>	<b>Market Value</b>
<b>Corporate Note</b>											
BROWN-FORMAN CORP NOTES (CALLABLE) DTD 03/26/2018 3.500% 04/15/2025	115637AS9	425,000.00	A-	A1	03/02/22	03/04/22	442,760.75	2.11	1,900.69	432,275.49	414,221.58
BANK OF NY MELLON (CALLABLE) CORP NOTES DTD 04/24/2020 1.600% 04/24/2025	06406RAN7	325,000.00	A	A1	03/04/21	03/08/21	334,317.75	0.89	534.44	328,021.80	308,764.30
CITIGROUP INC (CALLABLE) CORPORATE NOTES DTD 05/04/2021 0.981% 05/01/2025	172967MX6	325,000.00	BBB+	A3	04/28/21	05/04/21	325,851.50	0.91	265.69	325,118.42	317,577.65
CATERPILLAR FINL SERVICE CORPORATE NOTES DTD 05/13/2022 3.400% 05/13/2025	14913R2V8	175,000.00	A	A2	05/10/22	05/13/22	174,982.50	3.40	297.50	174,991.55	170,756.08
CATERPILLAR FINL SERVICE CORPORATE NOTES DTD 05/13/2022 3.400% 05/13/2025	14913R2V8	525,000.00	A	A2	05/10/22	05/13/22	524,333.25	3.44	892.50	524,678.18	512,268.22
HERSHEY CO CORP NOTES (CALLABLE) DTD 06/01/2020 0.900% 06/01/2025	427866BF4	475,000.00	A	A1	03/04/22	03/08/22	458,598.25	2.01	2,137.50	467,389.37	445,905.78
JPMORGAN CHASE & CO (CALLABLE) CORP NOTE DTD 06/01/2021 0.824% 06/01/2025	46647PCH7	615,000.00	A-	A1	05/24/21	06/01/21	615,000.00	0.82	2,533.80	615,000.00	598,183.44
TRUIST FINANCIAL CORP NOTES (CALLABLE) DTD 06/05/2018 3.700% 06/05/2025	05531FBE2	650,000.00	A-	A3	02/07/22	02/09/22	683,481.50	2.09	11,757.78	664,770.42	630,371.95
TOYOTA MOTOR CREDIT CORP CORPORATE NOTES DTD 06/30/2022 3.950% 06/30/2025	89236TKC8	475,000.00	A+	A1	06/27/22	06/30/22	474,548.75	3.98	7,869.83	474,762.43	465,496.20
COMCAST CORP CORPORATE NOTES DTD 11/07/2022 5.250% 11/07/2025	20030NDZ1	170,000.00	A-	A3	10/31/22	11/07/22	169,954.10	5.26	595.00	169,970.39	170,460.70
BRISTOL-MYERS SQUIBB CO CORPORATE NOTES DTD 11/13/2020 0.750% 11/13/2025	110122DN5	500,000.00	A+	A2	02/22/22	02/24/22	473,760.00	2.23	187.50	486,223.03	461,450.50

**Managed Account Detail of Securities Held**

For the Month Ending **November 30, 2023**

**CITY OF HAYWARD - 35310000**

<b>Security Type/Description</b> <b>Dated Date/Coupon/Maturity</b>	<b>CUSIP</b>	<b>Par</b>	<b>S&amp;P Rating</b>	<b>Moody's Rating</b>	<b>Trade Date</b>	<b>Settle Date</b>	<b>Original Cost</b>	<b>YTM at Cost</b>	<b>Accrued Interest</b>	<b>Amortized Cost</b>	<b>Market Value</b>
<b>Corporate Note</b>											
CITIGROUP INC CORP NOTES (CALLABLE) DTD 01/25/2022 2.014% 01/25/2026	17327CAN3	455,000.00	BBB+	A3	01/18/22	01/25/22	455,000.00	2.01	3,207.30	455,000.00	433,383.41
STATE STREET CORP (CALLABLE) CORPORATE N DTD 02/07/2022 1.746% 02/06/2026	857477BR3	415,000.00	A	A1	02/02/22	02/07/22	415,000.00	1.75	2,314.66	415,000.00	395,484.63
GOLDMAN SACHS GROUP INC CORP NOTES (CALL DTD 02/12/2021 0.855% 02/12/2026	38141GXS8	450,000.00	BBB+	A2	11/29/21	12/01/21	440,653.50	1.37	1,164.94	445,101.31	421,321.50
MORGAN STANLEY CORP NOTES (CALLABLE) DTD 02/18/2022 2.630% 02/18/2026	61747YEM3	1,090,000.00	A-	A1	02/16/22	02/18/22	1,090,000.00	2.63	8,201.95	1,090,000.00	1,043,746.94
STATE STREET CORP NOTES (CALLABLE) DTD 10/29/2020 2.901% 03/30/2026	857477BM4	275,000.00	A	A1	02/02/22	02/04/22	283,681.75	2.10	1,351.79	278,661.43	265,368.13
STATE STREET CORP NOTES (CALLABLE) DTD 10/29/2020 2.901% 03/30/2026	857477BM4	275,000.00	A	A1	02/17/22	02/22/22	280,535.75	2.38	1,351.79	277,371.77	265,368.12
UNITEDHEALTH GROUP INC (CALLABLE) CORPOR DTD 05/19/2021 1.150% 05/15/2026	91324PEC2	475,000.00	A+	A2	02/22/22	02/24/22	453,102.50	2.30	242.78	462,267.90	434,747.08
ASTRAZENECA FINANCE LLC (CALLABLE) CORP DTD 05/28/2021 1.200% 05/28/2026	04636NAA1	450,000.00	A	A2	11/29/21	12/01/21	443,538.00	1.53	45.00	446,416.13	410,705.10
BANK OF AMERICA CORP NOTES (CALLABLE) DTD 06/16/2020 1.319% 06/19/2026	06051GJD2	450,000.00	A-	A1	11/29/21	12/01/21	445,837.50	1.53	2,670.98	447,666.89	417,921.30
MORGAN STANLEY CORP NOTES DTD 07/25/2016 3.125% 07/27/2026	61761J3R8	400,000.00	A-	A1	11/29/21	12/01/21	423,432.00	1.81	4,305.56	413,364.10	377,517.20
UNILEVER CAPITAL CORP CORPORATE NOTES DTD 07/28/2016 2.000% 07/28/2026	904764AU1	475,000.00	A+	A1	02/23/22	02/25/22	468,715.75	2.32	3,245.83	471,223.22	440,910.20



**Managed Account Detail of Securities Held**

For the Month Ending **November 30, 2023**

**CITY OF HAYWARD - 35310000**

<b>Security Type/Description</b> <b>Dated Date/Coupon/Maturity</b>	<b>CUSIP</b>	<b>Par</b>	<b>S&amp;P Rating</b>	<b>Moody's Rating</b>	<b>Trade Date</b>	<b>Settle Date</b>	<b>Original Cost</b>	<b>YTM at Cost</b>	<b>Accrued Interest</b>	<b>Amortized Cost</b>	<b>Market Value</b>
<b>Corporate Note</b>											
STATE STREET CORP NOTES (CALLABLE) DTD 08/03/2023 5.272% 08/03/2026	857477CD3	520,000.00	A	A1	07/31/23	08/03/23	520,000.00	5.27	8,985.83	520,000.00	518,745.24
BMW US CAPITAL LLC (CALLABLE) CORPORATE DTD 08/12/2021 1.250% 08/12/2026	05565EBW4	475,000.00	A	A2	02/22/22	02/24/22	453,045.50	2.35	1,797.74	461,733.02	429,122.13
BANK OF AMERICA NA CORPORATE NOTES DTD 08/18/2023 5.526% 08/18/2026	06428CAA2	625,000.00	A+	Aa1	08/15/23	08/18/23	625,731.25	5.48	9,881.56	625,661.19	630,544.38
AMERICAN HONDA FINANCE CORPORATE NOTES DTD 09/09/2021 1.300% 09/09/2026	02665WDZ1	450,000.00	A-	A3	11/29/21	12/01/21	443,268.00	1.63	1,332.50	446,087.48	406,772.55
JOHN DEERE CAPITAL CORP CORPORATE NOTES DTD 10/13/2021 1.300% 10/13/2026	24422EVW6	450,000.00	A	A2	11/29/21	12/01/21	445,203.00	1.53	780.00	447,173.63	407,948.40
BANK OF NY MELLON CORP CORP NOTES (CALLA DTD 07/27/2021 1.050% 10/15/2026	06406RAV9	450,000.00	A	A1	11/29/21	12/01/21	439,830.00	1.53	603.75	444,003.19	401,688.00
CITIGROUP INC (CALLABLE) CORP NOTES DTD 10/21/2016 3.200% 10/21/2026	172967KY6	400,000.00	BBB+	A3	11/29/21	12/01/21	423,756.00	1.92	1,422.22	413,512.72	376,554.00
WELLS FARGO & COMPANY CORPORATE NOTES DTD 10/25/2016 3.000% 10/23/2026	949746SH5	650,000.00	BBB+	A1	02/08/23	02/10/23	611,533.00	4.76	2,058.33	619,904.06	608,756.85
AMERICAN EXPRESS CO (CALLABLE) CORPORATE DTD 11/04/2021 1.650% 11/04/2026	025816CM9	450,000.00	BBB+	A2	11/19/21	11/23/21	449,127.00	1.69	556.88	449,483.54	407,647.35
ILLINOIS TOOL WORKS INC CORP NOTES (CALL DTD 11/07/2016 2.650% 11/15/2026	452308AX7	475,000.00	A+	A1	10/12/22	10/14/22	437,337.25	4.81	559.44	447,755.68	449,273.53
ABBOTT LABORATORIES CORP NOTES (CALLABLE DTD 11/22/2016 3.750% 11/30/2026	002824BF6	600,000.00	AA-	Aa3	03/10/22	03/14/22	631,290.00	2.57	62.50	619,253.91	584,518.80

**Managed Account Detail of Securities Held**

For the Month Ending **November 30, 2023**

**CITY OF HAYWARD - 35310000**

<b>Security Type/Description</b> <b>Dated Date/Coupon/Maturity</b>	<b>CUSIP</b>	<b>Par</b>	<b>S&amp;P Rating</b>	<b>Moody's Rating</b>	<b>Trade Date</b>	<b>Settle Date</b>	<b>Original Cost</b>	<b>YTM at Cost</b>	<b>Accrued Interest</b>	<b>Amortized Cost</b>	<b>Market Value</b>
<b>Corporate Note</b>											
TOYOTA MOTOR CREDIT CORP CORPORATE NOTES DTD 01/13/2022 1.900% 01/13/2027	89236TJV8	500,000.00	A+	A1	01/13/22	01/18/22	500,355.00	1.89	3,641.67	500,222.05	455,988.50
TARGET CORP CORP NOTES (CALLABLE) DTD 01/24/2022 1.950% 01/15/2027	87612EBM7	180,000.00	A	A2	01/19/22	01/24/22	179,694.00	1.99	1,326.00	179,807.84	165,438.00
TARGET CORP CORP NOTES (CALLABLE) DTD 01/24/2022 1.950% 01/15/2027	87612EBM7	275,000.00	A	A2	01/24/22	01/26/22	275,998.25	1.87	2,025.83	275,621.11	252,752.50
COMCAST CORP CORP NOTES (CALLABLE) DTD 07/19/2016 2.350% 01/15/2027	20030NBW0	500,000.00	A-	A3	10/12/22	10/14/22	447,030.00	5.16	4,438.89	461,107.61	463,288.50
BANK OF NY MELLON CORP (CALLABLE) CORPOR DTD 01/26/2022 2.050% 01/26/2027	06406RBA4	475,000.00	A	A1	03/10/22	03/16/22	461,989.75	2.65	3,381.08	466,565.67	432,023.90
PROCTER & GAMBLE CO/THE CORPORATE NOTES DTD 02/01/2022 1.900% 02/01/2027	742718FV6	650,000.00	AA-	Aa3	02/01/22	02/03/22	650,214.50	1.89	4,116.67	650,136.18	598,014.95
JPMORGAN CHASE & CO CORP NOTES (CALLABLE) DTD 02/04/2021 1.040% 02/04/2027	46647PBW5	500,000.00	A-	A1	03/11/22	03/15/22	460,775.00	2.77	1,690.00	474,515.82	453,258.50
JPMORGAN CHASE & CO CORP NOTES (CALLABLE) DTD 02/04/2021 1.040% 02/04/2027	46647PBW5	500,000.00	A-	A1	01/26/23	01/30/23	445,425.00	4.01	1,690.00	456,779.28	453,258.50
IBM CORP CORP NOTES (CALLABLE) DTD 02/09/2022 2.200% 02/09/2027	459200KM2	475,000.00	A-	A3	02/22/22	02/24/22	470,164.50	2.42	3,251.11	471,886.70	435,737.93
TRUIST FINANCIAL CORP NOTES (CALLABLE) DTD 03/02/2021 1.267% 03/02/2027	89788MAD4	475,000.00	A-	A3	03/11/22	03/15/22	444,908.75	2.64	1,487.85	455,298.78	427,441.10
JOHNSON & JOHNSON CORP NOTES (CALLABLE) DTD 03/03/2017 2.950% 03/03/2027	478160CE2	450,000.00	AAA	Aaa	03/10/22	03/14/22	461,313.00	2.41	3,245.00	457,200.97	426,914.55

**Managed Account Detail of Securities Held**

For the Month Ending **November 30, 2023**

**CITY OF HAYWARD - 35310000**

<b>Security Type/Description</b>	<b>Dated Date/Coupon/Maturity</b>	<b>CUSIP</b>	<b>Par</b>	<b>S&amp;P Rating</b>	<b>Moody's Rating</b>	<b>Trade Date</b>	<b>Settle Date</b>	<b>Original Cost</b>	<b>YTM at Cost</b>	<b>Accrued Interest</b>	<b>Amortized Cost</b>	<b>Market Value</b>
<b>Corporate Note</b>												
CHARLES SCHWAB CORP NOTES (CALLABLE) DTD 03/03/2022 2.450% 03/03/2027		808513BY0	475,000.00	A-	A2	03/03/22	03/07/22	473,318.50	2.53	2,844.72	473,903.61	431,236.83
AMERICAN EXPRESS CO CORP NOTES (CALLABLE) DTD 03/04/2022 2.550% 03/04/2027		025816CS6	450,000.00	BBB+	A2	03/04/22	03/08/22	449,581.50	2.57	2,773.13	449,726.90	413,549.10
JOHN DEERE CAPITAL CORP CORPORATE NOTES DTD 03/07/2022 2.350% 03/08/2027		24422EWD7	450,000.00	A	A2	03/09/22	03/11/22	447,835.50	2.45	2,438.13	448,583.52	416,318.40
ROCHE HOLDINGS INC CORP NOTES (CALLABLE) DTD 03/10/2022 2.314% 03/10/2027		771196BV3	475,000.00	AA	Aa2	03/10/22	03/14/22	468,834.50	2.59	2,473.09	470,956.22	438,751.80
BANK OF AMERICA CORP CORP NOTES (CALLABL DTD 03/11/2021 1.658% 03/11/2027		06051GJQ3	475,000.00	A-	A1	03/10/22	03/14/22	446,343.25	2.97	1,750.11	456,199.41	432,850.88
BMW US CAPITAL LLC (CALLABLE) CORP NOTES DTD 04/01/2022 3.450% 04/01/2027		05565ECA1	350,000.00	A	A2	04/01/22	04/05/22	350,899.50	3.39	2,012.50	350,595.65	331,880.50
AMAZON.COM INC CORP NOTE (CALLABLE) DTD 04/13/2022 3.300% 04/13/2027		023135CF1	425,000.00	AA	A1	04/14/22	04/19/22	426,632.00	3.22	1,870.00	426,092.87	406,049.25
HOME DEPOT INC (CALLABLE) CORPORATE NOTE DTD 03/28/2022 2.875% 04/15/2027		437076CN0	450,000.00	A	A2	04/18/22	04/20/22	440,491.50	3.34	1,653.13	443,572.23	423,137.25
NORTHERN TRUST CORP NOTE (CALLABLE) DTD 05/10/2022 4.000% 05/10/2027		665859AW4	900,000.00	A+	A2	05/10/22	05/12/22	908,694.00	3.79	2,100.00	905,941.38	874,016.10
UNITEDHEALTH GROUP INC CORP NOTES (CALLA DTD 05/20/2022 3.700% 05/15/2027		91324PEG3	110,000.00	A+	A2	05/17/22	05/20/22	109,940.60	3.71	180.89	109,958.87	105,866.42

**Managed Account Detail of Securities Held**

For the Month Ending **November 30, 2023**

**CITY OF HAYWARD - 35310000**

<b>Security Type/Description</b>	<b>CUSIP</b>	<b>Par</b>	<b>S&amp;P Rating</b>	<b>Moody's Rating</b>	<b>Trade Date</b>	<b>Settle Date</b>	<b>Original Cost</b>	<b>YTM at Cost</b>	<b>Accrued Interest</b>	<b>Amortized Cost</b>	<b>Market Value</b>
<b>Corporate Note</b>											
UNITEDHEALTH GROUP INC CORP NOTES (CALLA) DTD 05/20/2022 3.700% 05/15/2027	91324PEG3	165,000.00	A+	A2	05/18/22	05/20/22	164,643.60	3.75	271.33	164,753.20	158,799.63
NATIONAL AUSTRALIA BK/NY CORPORATE NOTES DTD 06/09/2022 3.905% 06/09/2027	63254ABE7	900,000.00	AA-	Aa3	06/09/22	06/13/22	892,152.00	4.10	16,791.50	894,460.74	864,244.80
IBM CORP NOTES (CALLABLE) DTD 07/27/2022 4.150% 07/27/2027	459200KT7	350,000.00	A-	A3	08/02/22	08/04/22	356,671.00	3.73	5,003.06	354,865.20	339,847.90
INTEL CORP NOTES (CALLABLE) DTD 08/05/2022 3.750% 08/05/2027	458140BY5	550,000.00	A	A2	08/05/22	08/09/22	548,212.50	3.82	6,645.83	548,682.43	529,413.50
CHEVRON USA INC CORP NOTE (CALLABLE) DTD 08/12/2020 1.018% 08/12/2027	166756AL0	525,000.00	AA-	Aa2	10/12/22	10/14/22	439,015.50	4.87	1,618.20	459,158.21	460,330.50
GOLDMAN SACHS GROUP INC CORP NOTES (CALL) DTD 10/21/2021 1.948% 10/21/2027	38141GYM0	500,000.00	BBB+	A2	01/26/23	01/30/23	446,485.00	4.49	1,082.22	455,947.07	448,779.50
TEXAS INSTRUMENTS INC CORP NOTE (CALLABL) DTD 11/18/2022 4.600% 02/15/2028	882508BV5	155,000.00	A+	Aa3	05/11/23	05/18/23	158,726.20	4.04	2,099.39	158,295.16	154,482.30
BRISTOL-MYERS SQUIBB CO CORP NOTES (CALL) DTD 07/15/2020 3.900% 02/20/2028	110122DE5	450,000.00	A+	A2	02/28/23	03/02/23	430,461.00	4.90	4,923.75	433,409.06	435,777.30
JOHN DEERE CAPITAL CORP CORPORATE NOTES DTD 03/03/2023 4.900% 03/03/2028	24422EWV7	450,000.00	A	A2	02/28/23	03/03/23	448,659.00	4.97	5,390.00	448,859.38	450,094.05
ASTRAZENECA FINANCE LLC CORPORATE NOTES DTD 03/03/2023 4.875% 03/03/2028	04636NAF0	725,000.00	A	A2	02/28/23	03/03/23	723,535.50	4.92	8,639.58	723,754.33	724,739.00
MASTERCARD INC CORP NOTES (CALLABLE) DTD 03/09/2023 4.875% 03/09/2028	57636QAW4	900,000.00	A+	Aa3	03/06/23	03/09/23	899,127.00	4.90	9,993.75	899,254.58	910,634.40

**Managed Account Detail of Securities Held**

For the Month Ending **November 30, 2023**

**CITY OF HAYWARD - 35310000**

<b>Security Type/Description</b> <b>Dated Date/Coupon/Maturity</b>	<b>CUSIP</b>	<b>Par</b>	<b>S&amp;P Rating</b>	<b>Moody's Rating</b>	<b>Trade Date</b>	<b>Settle Date</b>	<b>Original Cost</b>	<b>YTM at Cost</b>	<b>Accrued Interest</b>	<b>Amortized Cost</b>	<b>Market Value</b>
<b>Corporate Note</b>											
NESTLE HOLDINGS INC CORPORATE NOTES DTD 03/14/2023 5.000% 03/14/2028	641062BF0	900,000.00	AA-	Aa3	03/07/23	03/14/23	899,766.00	5.01	9,625.00	899,799.56	906,444.00
NATIONAL RURAL UTIL COOP CORP NOTES (CAL DTD 12/16/2022 4.800% 03/15/2028	63743HFG2	475,000.00	A-	A2	04/03/23	04/05/23	482,652.25	4.43	4,813.33	481,618.74	470,271.38
HERSHEY COMPANY CORP NOTES CALLABLE DTD 05/04/2023 4.250% 05/04/2028	427866BH0	160,000.00	A	A1	05/02/23	05/04/23	159,913.60	4.26	510.00	159,923.58	157,354.24
HERSHEY COMPANY CORP NOTES CALLABLE DTD 05/04/2023 4.250% 05/04/2028	427866BH0	240,000.00	A	A1	05/01/23	05/04/23	239,656.80	4.28	765.00	239,696.44	236,031.36
NATIONAL AUSTRALIA BK/NY CORPORATE NOTES DTD 06/13/2023 4.900% 06/13/2028	63253OAE4	450,000.00	AA-	Aa3	07/13/23	07/17/23	450,076.50	4.90	10,290.00	450,070.65	445,407.30
AMERICAN HONDA FINANCE CORPORATE NOTES DTD 07/07/2023 5.125% 07/07/2028	02665WEM9	625,000.00	A-	A3	07/13/23	07/17/23	633,962.50	4.80	12,812.50	633,286.74	626,043.13
MERCEDES-BENZ FIN NA CORPORATE NOTES DTD 08/03/2023 5.100% 08/03/2028	58769JAL1	725,000.00	A	A2	08/21/23	08/23/23	716,945.25	5.36	12,119.58	717,391.00	720,077.25
<b>Security Type Sub-Total</b>		<b>39,625,000.00</b>					<b>39,217,930.15</b>	<b>3.05</b>	<b>273,575.89</b>	<b>39,299,851.79</b>	<b>37,748,147.91</b>
<b>Certificate of Deposit</b>											
NORDEA BANK ABP NEW YORK CERT DEPOS DTD 11/03/2022 5.530% 11/03/2025	65558UYF3	900,000.00	AA-	Aa3	11/02/22	11/03/22	900,000.00	5.53	3,871.00	900,000.00	893,687.40
<b>Security Type Sub-Total</b>		<b>900,000.00</b>					<b>900,000.00</b>	<b>5.53</b>	<b>3,871.00</b>	<b>900,000.00</b>	<b>893,687.40</b>
<b>Bank Note</b>											
PNC BANK CORP NOTES (CALLABLE) DTD 10/23/2017 3.100% 10/25/2027	69353RFG8	900,000.00	A	A2	11/03/22	11/07/22	811,512.00	5.38	2,790.00	830,498.12	823,926.60
<b>Security Type Sub-Total</b>		<b>900,000.00</b>					<b>811,512.00</b>	<b>5.38</b>	<b>2,790.00</b>	<b>830,498.12</b>	<b>823,926.60</b>

**Managed Account Detail of Securities Held**

For the Month Ending **November 30, 2023**

**CITY OF HAYWARD - 35310000**

<b>Security Type/Description Dated Date/Coupon/Maturity</b>	<b>CUSIP</b>	<b>Par</b>	<b>S&amp;P Rating</b>	<b>Moody's Rating</b>	<b>Trade Date</b>	<b>Settle Date</b>	<b>Original Cost</b>	<b>YTM at Cost</b>	<b>Accrued Interest</b>	<b>Amortized Cost</b>	<b>Market Value</b>
<b>Asset-Backed Security</b>											
GMCAR 2020-3 A3 DTD 08/19/2020 0.450% 04/16/2025	362590AC5	32,531.74	NR	Aaa	08/11/20	08/19/20	32,524.30	0.46	6.10	32,529.54	32,377.33
KCOT 2021-1A A3 DTD 04/14/2021 0.620% 08/15/2025	50117TAC5	158,126.44	NR	Aaa	04/06/21	04/14/21	158,094.09	0.62	43.57	158,113.72	154,634.17
HART 2021-A A3 DTD 04/28/2021 0.380% 09/15/2025	44933LAC7	45,267.30	AAA	NR	04/20/21	04/28/21	45,262.54	0.38	7.65	45,265.36	44,534.61
KCOT 2021-2A A3 DTD 07/28/2021 0.560% 11/17/2025	50117XAE2	336,697.06	NR	Aaa	07/20/21	07/28/21	336,684.37	0.56	83.80	336,691.28	326,531.30
CARMX 2021-2 A3 DTD 04/21/2021 0.520% 02/17/2026	14314OAC8	136,344.26	AAA	NR	04/13/21	04/21/21	136,314.88	0.52	31.51	136,330.78	133,023.50
CARMX 2021-3 A3 DTD 07/28/2021 0.550% 06/15/2026	14317DAC4	369,611.81	AAA	Aaa	07/21/21	07/28/21	369,551.01	0.55	90.35	369,580.20	356,295.18
COPAR 2021-1 A3 DTD 10/27/2021 0.770% 09/15/2026	14044CAC6	287,226.28	AAA	Aaa	10/19/21	10/27/21	287,220.85	0.77	98.30	287,223.18	276,823.52
COMET 2021-A3 A3 DTD 11/30/2021 1.040% 11/15/2026	14041NFY2	715,000.00	AAA	NR	11/18/21	11/30/21	714,901.47	1.04	330.49	714,941.24	685,236.91
KCOT 2022-2A A3 DTD 07/21/2022 4.090% 12/15/2026	50117JAC7	590,000.00	NR	Aaa	07/14/22	07/21/22	589,891.85	4.09	1,072.49	589,925.34	578,045.95
COMET 2022-A2 A DTD 06/14/2022 3.490% 05/15/2027	14041NGA3	635,000.00	AAA	NR	06/06/22	06/14/22	634,898.53	3.49	984.96	634,928.76	617,293.79
KCOT 2023-2A A3 DTD 07/26/2023 5.280% 01/18/2028	500945AC4	235,000.00	NR	Aaa	07/18/23	07/26/23	234,940.64	5.29	551.47	234,945.28	234,370.36
<b>Security Type Sub-Total</b>		<b>3,540,804.89</b>					<b>3,540,284.53</b>	<b>2.11</b>	<b>3,300.69</b>	<b>3,540,474.68</b>	<b>3,439,166.62</b>
<b>Managed Account Sub-Total</b>		<b>190,891,584.15</b>					<b>187,799,378.80</b>	<b>2.45</b>	<b>703,752.30</b>	<b>188,763,007.01</b>	<b>180,968,363.72</b>

**Managed Account Detail of Securities Held**

For the Month Ending **November 30, 2023**

CITY OF HAYWARD - 35310000

<b>Securities Sub-Total</b>	<b>\$190,891,584.15</b>	<b>\$187,799,378.80</b>	<b>2.45%</b>	<b>\$703,752.30</b>	<b>\$188,763,007.01</b>	<b>\$180,968,363.72</b>
<b>Accrued Interest</b>						<b>\$703,752.30</b>
<b>Total Investments</b>						<b>\$181,672,116.02</b>

**Managed Account Fair Market Value & Analytics**

For the Month Ending **November 30, 2023**

**CITY OF HAYWARD - 35310000**

<b>Security Type/Description</b>	<b>CUSIP</b>	<b>Par</b>	<b>Broker</b>	<b>Next Call Date</b>	<b>Market Price</b>	<b>Market Value</b>	<b>Unreal G/L On Cost</b>	<b>Unreal G/L Amort Cost</b>	<b>Effective Duration</b>	<b>YTM at Mkt</b>
<b>U.S. Treasury Bond / Note</b>										
US TREASURY NOTES DTD 06/15/2021 0.250% 06/15/2024	91282CCG4	675,000.00	JPM_CHA		97.33	656,964.81	(13,658.24)	(17,232.34)	0.54	5.33
US TREASURY NOTES DTD 06/30/2022 3.000% 06/30/2024	91282CEX5	1,250,000.00	JPM_CHA		98.66	1,233,203.13	(14,892.57)	(16,213.47)	0.58	5.36
US TREASURY NOTES DTD 07/15/2021 0.375% 07/15/2024	91282CCL3	750,000.00	CITIGRP		97.00	727,500.00	(23,378.91)	(22,685.77)	0.62	5.32
US TREASURY NOTES DTD 07/15/2021 0.375% 07/15/2024	91282CCL3	760,000.00	NOMURA		97.00	737,200.00	(22,710.94)	(22,781.12)	0.62	5.32
US TREASURY NOTES DTD 07/15/2021 0.375% 07/15/2024	91282CCL3	1,700,000.00	CITIGRP		97.00	1,649,000.00	(49,207.03)	(50,619.62)	0.62	5.32
US TREASURY NOTES DTD 07/31/2022 3.000% 07/31/2024	91282CFA4	1,050,000.00	CITIGRP		98.50	1,034,250.00	(11,156.25)	(14,175.56)	0.66	5.31
US TREASURY NOTES DTD 08/15/2021 0.375% 08/15/2024	91282CCT6	3,275,000.00	JPM_CHA		96.61	3,163,957.20	(107,460.77)	(110,184.71)	0.71	5.31
US TREASURY NOTES DTD 09/15/2021 0.375% 09/15/2024	91282CCX7	3,000,000.00	MERRILL		96.23	2,887,031.40	(100,781.10)	(109,692.15)	0.79	5.30
US TREASURY NOTES DTD 10/31/2019 1.500% 10/31/2024	912828YM6	2,000,000.00	MERRILL		96.67	1,933,437.60	(139,609.28)	(85,770.17)	0.91	5.26
US TREASURY NOTES DTD 11/15/2021 0.750% 11/15/2024	91282CDH1	9,550,000.00	NOMURA		95.84	9,153,078.13	(371,554.68)	(388,821.03)	0.96	5.25
US TREASURY NOTES DTD 11/30/2019 1.500% 11/30/2024	912828YV6	425,000.00	NOMURA		96.39	409,660.14	(30,795.91)	(19,810.11)	1.00	5.25
US TREASURY NOTES DTD 11/30/2019 1.500% 11/30/2024	912828YV6	4,000,000.00	JPM_CHA		96.39	3,855,624.80	(292,812.70)	(186,969.29)	1.00	5.25
US TREASURY NOTES DTD 05/31/2020 0.250% 05/31/2025	912828ZT0	10,000,000.00	CITIGRP		93.28	9,328,125.00	(416,015.63)	(563,634.42)	1.50	4.95
US TREASURY NOTES DTD 07/15/2022 3.000% 07/15/2025	91282CEY3	450,000.00	JPM_CHA		97.09	436,921.88	(9,878.90)	(11,288.01)	1.58	4.88
US TREASURY NOTES DTD 07/31/2020 0.250% 07/31/2025	91282CAB7	5,850,000.00	CITIGRP		92.70	5,423,132.52	(238,113.57)	(338,791.98)	1.66	4.86
US TREASURY NOTES DTD 10/15/2022 4.250% 10/15/2025	91282CFP1	3,500,000.00	JPM_CHA		99.08	3,467,734.20	(63,847.83)	(56,757.99)	1.81	4.77
US TREASURY NOTES DTD 10/31/2020 0.250% 10/31/2025	91282CAT8	10,000,000.00	NOMURA		91.84	9,184,375.00	(496,093.75)	(660,941.82)	1.91	4.75



**Managed Account Fair Market Value & Analytics**

For the Month Ending **November 30, 2023**

**CITY OF HAYWARD - 35310000**

<b>Security Type/Description</b>	<b>Dated Date/Coupon/Maturity</b>	<b>CUSIP</b>	<b>Par</b>	<b>Broker</b>	<b>Next Call Date</b>	<b>Market Price</b>	<b>Market Value</b>	<b>Unreal G/L On Cost</b>	<b>Unreal G/L Amort Cost</b>	<b>Effective Duration</b>	<b>YTM at Mkt</b>
<b>U.S. Treasury Bond / Note</b>											
US TREASURY NOTES	DTD 01/31/2021 0.375% 01/31/2026	91282CBH3	600,000.00	NOMURA		91.28	547,687.50	(32,765.63)	(41,964.16)	2.16	4.65
US TREASURY NOTES	DTD 01/31/2021 0.375% 01/31/2026	91282CBH3	10,000,000.00	MERRILL		91.28	9,128,125.00	(562,109.38)	(712,359.80)	2.16	4.65
US TREASURY NOTES	DTD 06/30/2021 0.875% 06/30/2026	91282CCJ8	10,000,000.00	MERRILL		91.28	9,128,125.00	(671,484.38)	(759,110.39)	2.55	4.49
US TREASURY NOTES	DTD 07/31/2021 0.625% 07/31/2026	91282CCP4	2,450,000.00	JPM_CHA		90.31	2,212,656.25	(145,660.16)	(183,441.55)	2.64	4.52
US TREASURY NOTES	DTD 07/31/2021 0.625% 07/31/2026	91282CCP4	2,500,000.00	MERRILL		90.31	2,257,812.50	(5,175.78)	(89,160.03)	2.64	4.52
US TREASURY NOTES	DTD 10/31/2021 1.125% 10/31/2026	91282CDG3	5,000,000.00	CITIGRP		90.95	4,547,656.00	(430,273.69)	(439,365.05)	2.87	4.47
US TREASURY NOTES	DTD 11/15/2016 2.000% 11/15/2026	912828U24	1,350,000.00	CABRERA		93.23	1,258,664.13	17,560.61	(12,720.76)	2.88	4.47
US TREASURY NOTES	DTD 12/31/2021 1.250% 12/31/2026	91282CDO1	600,000.00	NOMURA		90.97	545,812.50	(35,953.13)	(42,652.72)	3.02	4.41
US TREASURY NOTES	DTD 12/31/2021 1.250% 12/31/2026	91282CDQ1	700,000.00	NOMURA		90.97	636,781.25	(40,468.75)	(48,835.54)	3.02	4.41
US TREASURY NOTES	DTD 02/15/2017 2.250% 02/15/2027	912828V98	1,850,000.00	MERRILL		93.50	1,729,750.00	(63,666.02)	(81,649.05)	3.09	4.44
US TREASURY NOTES	DTD 02/15/2017 2.250% 02/15/2027	912828V98	4,350,000.00	CITIGRP		93.50	4,067,250.00	(154,798.83)	(192,195.19)	3.09	4.44
US TREASURY NOTES	DTD 04/30/2022 2.750% 04/30/2027	91282CEN7	950,000.00	NOMURA		94.73	899,976.61	(39,744.09)	(42,993.75)	3.27	4.43
US TREASURY NOTES	DTD 07/31/2022 2.750% 07/31/2027	91282CFB2	1,525,000.00	CITIGRP		94.44	1,440,171.88	(27,283.20)	(35,185.89)	3.48	4.41
US TREASURY NOTES	DTD 10/31/2022 4.125% 10/31/2027	91282CFU0	1,100,000.00	JPM_CHA		99.08	1,089,859.32	(3,996.15)	(5,320.78)	3.64	4.38
US TREASURY NOTES	DTD 10/31/2022 4.125% 10/31/2027	91282CFU0	1,150,000.00	GOLDMAN		99.08	1,139,398.38	(32,433.65)	(28,606.12)	3.64	4.38
US TREASURY NOTES	DTD 10/31/2022 4.125% 10/31/2027	91282CFU0	2,750,000.00	GOLDMAN		99.08	2,724,648.30	(72,939.59)	(64,619.26)	3.64	4.38
US TREASURY NOTES	DTD 10/31/2022 4.125% 10/31/2027	91282CFU0	3,300,000.00	GOLDMAN		99.08	3,269,577.96	(72,703.29)	(64,485.24)	3.64	4.38

**Managed Account Fair Market Value & Analytics**

For the Month Ending **November 30, 2023**

**CITY OF HAYWARD - 35310000**

<b>Security Type/Description</b> <b>Dated Date/Coupon/Maturity</b>	<b>CUSIP</b>	<b>Par</b>	<b>Broker</b>	<b>Next Call Date</b>	<b>Market Price</b>	<b>Market Value</b>	<b>Unreal G/L On Cost</b>	<b>Unreal G/L Amort Cost</b>	<b>Effective Duration</b>	<b>YTM at Mkt</b>
<b>U.S. Treasury Bond / Note</b>										
US TREASURY NOTES DTD 11/30/2022 3.875% 11/30/2027	91282CFZ9	1,025,000.00	GOLDMAN		98.17	1,006,261.77	(26,025.34)	(24,625.99)	3.74	4.38
US TREASURY NOTES DTD 11/30/2022 3.875% 11/30/2027	91282CFZ9	1,050,000.00	MERRILL		98.17	1,030,804.74	(23,706.98)	(22,818.53)	3.74	4.38
US TREASURY NOTES DTD 02/28/2023 4.000% 02/29/2028	91282CGP0	4,050,000.00	GOLDMAN		98.63	3,994,312.50	3,480.47	(5,375.26)	3.91	4.36
US TREASURY NOTES DTD 04/30/2023 3.500% 04/30/2028	91282CHA2	500,000.00	CABRERA		96.64	483,203.10	(5,898.46)	(6,848.83)	4.11	4.34
US TREASURY NOTES DTD 04/30/2023 3.500% 04/30/2028	91282CHA2	975,000.00	GOLDMAN		96.64	942,246.04	(3,351.62)	(5,869.91)	4.11	4.34
US TREASURY NOTES DTD 04/30/2023 3.500% 04/30/2028	91282CHA2	2,075,000.00	CABRERA		96.64	2,005,292.87	(24,559.67)	(28,519.97)	4.11	4.34
US TREASURY NOTES DTD 04/30/2023 3.500% 04/30/2028	91282CHA2	3,000,000.00	GOLDMAN		96.64	2,899,218.60	(68,906.40)	(72,092.12)	4.11	4.34
<b>Security Type Sub-Total</b>		<b>121,085,000.00</b>				<b>114,266,488.01</b>	<b>(4,924,831.17)</b>	<b>(5,687,185.45)</b>	<b>2.20</b>	<b>4.75</b>
<b>Supra-National Agency Bond / Note</b>										
INTER-AMERICAN DEVEL BK NOTES DTD 09/23/2021 0.500% 09/23/2024	4581X0DZ8	1,270,000.00	JPM_CHA		96.23	1,222,108.30	(46,951.90)	(47,637.03)	0.81	5.29
<b>Security Type Sub-Total</b>		<b>1,270,000.00</b>				<b>1,222,108.30</b>	<b>(46,951.90)</b>	<b>(47,637.03)</b>	<b>0.81</b>	<b>5.29</b>
<b>Municipal Bond / Note</b>										
FL ST BOARD OF ADMIN TXBL REV BONDS DTD 09/16/2020 1.258% 07/01/2025	341271AD6	295,000.00	MERRILL		94.19	277,872.30	(17,127.70)	(17,127.70)	1.57	5.11
LOS ANGELES USD, CA TXBL GO BONDS DTD 11/10/2021 1.245% 07/01/2025	544647FB1	1,160,000.00	BARCLAY		94.14	1,091,989.20	(68,010.80)	(68,010.80)	1.57	5.14
MASSACHUSETTS CMNWLTH MUNICIPAL BONDS DTD 08/30/2022 3.670% 07/15/2025	576004GZ2	1,825,000.00	JEFFERI		97.63	1,781,729.25	(43,270.75)	(43,270.75)	1.57	5.21
CA ST MUNICIPAL BONDS DTD 03/15/2023 4.846% 03/01/2027	13063D3N6	725,000.00	WELLS_F		99.95	724,601.25	(398.75)	(398.75)	3.01	4.86

**Managed Account Fair Market Value & Analytics**

For the Month Ending **November 30, 2023**

**CITY OF HAYWARD - 35310000**

<b>Security Type/Description</b> <b>Dated Date/Coupon/Maturity</b>	<b>CUSIP</b>	<b>Par</b>	<b>Broker</b>	<b>Next Call Date</b>	<b>Market Price</b>	<b>Market Value</b>	<b>Unreal G/L On Cost</b>	<b>Unreal G/L Amort Cost</b>	<b>Effective Duration</b>	<b>YTM at Mkt</b>
<b>Municipal Bond / Note</b>										
FLORIDA ST BRD OF ADM MUNICIPAL BONDS DTD 09/16/2020 1.705% 07/01/2027	341271AE4	1,000,000.00	JPM_CHA		88.87	888,710.00	46,320.00	10,406.51	3.46	5.14
CA ST UNIV TRUSTEES - MUNICIPAL BONDS DTD 08/09/2023 4.594% 11/01/2027	13077DTD4	765,000.00	BARCLAY		98.51	753,586.20	(11,413.80)	(11,413.80)	3.58	5.01
NEW YORK ST-B-TXBL MUNICIPAL BONDS DTD 03/15/2018 3.300% 02/15/2028	649791NQ9	955,000.00	WELLS_F		93.36	891,626.20	(26,959.65)	(31,519.19)	3.91	5.07
OREGON ST MUNICIPAL BONDS DTD 05/09/2023 4.046% 04/01/2028	68607V4M4	1,470,000.00	CITIGRP		97.46	1,432,632.60	(37,367.40)	(37,367.40)	3.99	4.70

<b>Security Type Sub-Total</b>		<b>8,195,000.00</b>				<b>7,842,747.00</b>	<b>(158,228.85)</b>	<b>(198,701.88)</b>	<b>2.82</b>	<b>5.03</b>
--------------------------------	--	---------------------	--	--	--	---------------------	---------------------	---------------------	-------------	-------------

**Federal Agency Commercial Mortgage-Backed Security**

FHMS K053 A2 DTD 03/29/2016 2.995% 12/01/2025	3137BN6G4	850,000.00	MORGAN_		95.80	814,311.25	(25,893.83)	(29,771.32)	1.80	5.21
FHMS K054 A2 DTD 04/20/2016 2.745% 01/01/2026	3137BNGT5	1,705,000.00	GOLDMAN		95.40	1,626,609.79	(21,512.48)	(33,290.49)	1.91	5.07
FNA 2016-M3 A2 DTD 03/31/2016 2.702% 02/01/2026	3136ARTE8	551,207.50	MORGAN_		95.13	524,365.21	(8,174.43)	(14,942.28)	2.02	5.08
FHMS K061 A2 DTD 01/30/2017 3.347% 11/01/2026	3137BTUM1	1,240,000.00	CITIGRP		95.74	1,187,225.70	(14,605.55)	(20,405.26)	2.61	4.91
FHMS K063 A2 DTD 03/01/2017 3.430% 01/01/2027	3137BVZ82	1,000,000.00	CANT_FI		95.81	958,078.26	(13,484.24)	(17,623.74)	2.78	4.90
FHLMC MULTIFAMILY STRUCTURED P DTD 07/01/2017 3.243% 04/01/2027	3137F1G44	1,850,000.00	CITIGRP		94.90	1,755,677.05	(17,071.00)	(26,588.35)	3.05	4.90
FNA 2017-M12 A2 DTD 10/30/2017 3.162% 06/01/2027	3136AX7E9	963,560.88	MORGAN_		94.37	909,344.05	8,452.28	4,158.62	3.13	3.35
FNA 2017-M15 A2 DTD 12/29/2017 3.059% 09/01/2027	3136AY6X6	967,511.73	MORGAN_		94.02	909,606.69	8,649.18	4,375.89	3.17	3.25
FHMS K743 A2 DTD 06/30/2021 1.770% 05/01/2028	3137H14B9	1,000,000.00	PNC		87.78	877,779.86	2,545.48	(5,284.09)	4.13	4.85
FHMS KJ46 A1 DTD 07/01/2023 4.777% 06/01/2028	3137HAD45	723,499.15	JPM_CHA		99.00	716,227.82	(7,253.25)	(7,254.55)	3.15	5.03

**Managed Account Fair Market Value & Analytics**

For the Month Ending **November 30, 2023**

**CITY OF HAYWARD - 35310000**

<b>Security Type/Description</b>	<b>CUSIP</b>	<b>Par</b>	<b>Broker</b>	<b>Next Call Date</b>	<b>Market Price</b>	<b>Market Value</b>	<b>Unreal G/L On Cost</b>	<b>Unreal G/L Amort Cost</b>	<b>Effective Duration</b>	<b>YTM at Mkt</b>
<b>Federal Agency Commercial Mortgage-Backed Security</b>										
FHMS K505 A2 DTD 07/01/2023 4.819% 06/01/2028	3137HACX2	1,800,000.00	JPM_CHA		99.24	1,786,245.57	(31,732.83)	(30,377.88)	3.91	5.01
FNA 2023-M6 A2 DTD 07/01/2023 4.190% 07/01/2028	3136BODE6	900,000.00	JPM_CHA		96.82	871,382.84	(13,359.35)	(14,403.71)	4.07	4.97
FHMS K506 A2 DTD 09/01/2023 4.650% 08/01/2028	3137HAMH6	1,825,000.00	WELLS_F		98.37	1,795,237.79	(2,764.99)	(3,815.71)	4.05	5.04
<b>Security Type Sub-Total</b>		<b>15,375,779.26</b>				<b>14,732,091.88</b>	<b>(136,205.01)</b>	<b>(195,222.87)</b>	<b>3.13</b>	<b>4.78</b>
<b>Corporate Note</b>										
UNILEVER CAPITAL CORP (CALLABLE) CORPORA DTD 08/12/2021 0.626% 08/12/2024	904764BN6	225,000.00	DEUTSCH		96.51	217,137.15	(7,862.85)	(7,862.85)	0.70	5.79
GOLDMAN SACHS GROUP INC CORP NOTES (CALL DTD 10/21/2021 0.925% 10/21/2024	38141GYL2	325,000.00	GOLDMAN	09/21/24	99.74	324,153.38	(846.62)	(846.62)	0.81	1.22
COOPERATIEVE RABOBANK UA CORPORATE NOTES DTD 01/12/2022 1.375% 01/10/2025	21688AAS1	750,000.00	BMO		95.85	718,905.00	(25,222.50)	(28,891.46)	1.10	5.26
NATIONAL RURAL UTIL COOP CORPORATE NOTES DTD 02/07/2022 1.875% 02/07/2025	63743HFC1	405,000.00	MIZUHO		95.90	388,377.18	(16,610.67)	(16,618.01)	1.17	5.49
TOYOTA MOTOR CREDIT CORP CORP NOTES DTD 02/13/2020 1.800% 02/13/2025	89236TGT6	450,000.00	TD		96.00	431,980.65	(30,488.85)	(22,461.92)	1.19	5.28
JPMORGAN CHASE & CO CORP NOTES (CALLABLE DTD 02/16/2021 0.563% 02/16/2025	46647PBY1	265,000.00	JPM_CHA	02/16/24	98.82	261,865.05	(3,134.95)	(3,134.95)	0.21	1.55
EXXON MOBIL CORP CORPORATE NT (CALLABLE) DTD 03/06/2015 2.709% 03/06/2025	30231GAF9	300,000.00	MORGAN_	12/06/24	97.06	291,194.70	(27,381.30)	(13,921.63)	1.00	5.13
ROCHE HOLDINGS INC (CALLABLE) CORPORATE DTD 03/10/2022 2.132% 03/10/2025	771196BT8	1,465,000.00	DEUTSCH	02/10/25	96.33	1,411,304.82	(53,695.18)	(53,695.18)	1.18	5.13

**Managed Account Fair Market Value & Analytics**

For the Month Ending **November 30, 2023**

**CITY OF HAYWARD - 35310000**

<b>Security Type/Description</b>	<b>CUSIP</b>	<b>Par</b>	<b>Broker</b>	<b>Next Call Date</b>	<b>Market Price</b>	<b>Market Value</b>	<b>Unreal G/L On Cost</b>	<b>Unreal G/L Amort Cost</b>	<b>Effective Duration</b>	<b>YTM at Mkt</b>
<b>Corporate Note</b>										
BMW US CAPITAL LLC CORP NOTES DTD 04/01/2022 3.250% 04/01/2025	05565EBZ7	315,000.00	MORGAN_		97.38	306,752.36	(7,951.54)	(8,116.07)	1.31	5.30
PACCAR FINANCIAL CORP CORPORATE NOTES DTD 04/07/2022 2.850% 04/07/2025	69371RR73	925,000.00	MITSU		96.91	896,431.38	(28,328.12)	(28,460.44)	1.33	5.24
BROWN-FORMAN CORP NOTES (CALLABLE) DTD 03/26/2018 3.500% 04/15/2025	115637AS9	425,000.00	JPM_CHA	02/15/25	97.46	414,221.58	(28,539.17)	(18,053.91)	1.19	5.44
BANK OF NY MELLON (CALLABLE) CORP NOTES DTD 04/24/2020 1.600% 04/24/2025	06406RAN7	325,000.00	BARCLAY	03/24/25	95.00	308,764.30	(25,553.45)	(19,257.50)	1.31	5.35
CITIGROUP INC (CALLABLE) CORPORATE NOTES DTD 05/04/2021 0.981% 05/01/2025	172967MX6	325,000.00	MERRILL	05/01/24	97.72	317,577.65	(8,273.85)	(7,540.77)	0.42	2.63
CATERPILLAR FINL SERVICE CORPORATE NOTES DTD 05/13/2022 3.400% 05/13/2025	14913R2V8	175,000.00	DEUTSCH		97.57	170,756.08	(4,226.42)	(4,235.47)	1.43	5.15
CATERPILLAR FINL SERVICE CORPORATE NOTES DTD 05/13/2022 3.400% 05/13/2025	14913R2V8	525,000.00	MERRILL		97.57	512,268.22	(12,065.03)	(12,409.96)	1.43	5.15
HERSHEY CO CORP NOTES (CALLABLE) DTD 06/01/2020 0.900% 06/01/2025	427866BF4	475,000.00	MERRILL	05/01/25	93.87	445,905.78	(12,692.47)	(21,483.59)	1.41	5.19
JPMORGAN CHASE & CO (CALLABLE) CORP NOTE DTD 06/01/2021 0.824% 06/01/2025	46647PCH7	615,000.00	JPM_CHA	06/01/24	97.27	598,183.44	(16,816.56)	(16,816.56)	0.50	2.69
TRUIST FINANCIAL CORP NOTES (CALLABLE) DTD 06/05/2018 3.700% 06/05/2025	05531FBE2	650,000.00	CSFB	05/05/25	96.98	630,371.95	(53,109.55)	(34,398.47)	1.38	5.81
TOYOTA MOTOR CREDIT CORP CORPORATE NOTES DTD 06/30/2022 3.950% 06/30/2025	89236TKC8	475,000.00	MERRILL		98.00	465,496.20	(9,052.55)	(9,266.23)	1.53	5.28
COMCAST CORP CORPORATE NOTES DTD 11/07/2022 5.250% 11/07/2025	20030NDZ1	170,000.00	TD		100.27	170,460.70	506.60	490.31	1.86	5.10

**Managed Account Fair Market Value & Analytics**

For the Month Ending **November 30, 2023**

**CITY OF HAYWARD - 35310000**

<b>Security Type/Description Dated Date/Coupon/Maturity</b>	<b>CUSIP</b>	<b>Par</b>	<b>Broker</b>	<b>Next Call Date</b>	<b>Market Price</b>	<b>Market Value</b>	<b>Unreal G/L On Cost</b>	<b>Unreal G/L Amort Cost</b>	<b>Effective Duration</b>	<b>YTM at Mkt</b>
<b>Corporate Note</b>										
BRISTOL-MYERS SQUIBB CO CORPORATE NOTES DTD 11/13/2020 0.750% 11/13/2025	110122DN5	500,000.00	MERRILL	10/13/25	92.29	461,450.50	(12,309.50)	(24,772.53)	1.86	4.94
CITIGROUP INC CORP NOTES (CALLABLE) DTD 01/25/2022 2.014% 01/25/2026	17327CAN3	455,000.00	CITIGRP	01/25/25	95.25	433,383.41	(21,616.59)	(21,616.59)	1.14	4.35
STATE STREET CORP (CALLABLE) CORPORATE N DTD 02/07/2022 1.746% 02/06/2026	857477BR3	415,000.00	GOLDMAN	02/26/25	95.30	395,484.63	(19,515.37)	(19,515.37)	1.22	4.02
GOLDMAN SACHS GROUP INC CORP NOTES (CALL DTD 02/12/2021 0.855% 02/12/2026	38141GXS8	450,000.00	DEUTSCH	02/12/25	93.63	421,321.50	(19,332.00)	(23,779.81)	1.19	3.91
MORGAN STANLEY CORP NOTES (CALLABLE) DTD 02/18/2022 2.630% 02/18/2026	61747YEM3	1,090,000.00	MORGAN_	02/18/25	95.76	1,043,746.94	(46,253.06)	(46,253.06)	1.20	4.67
STATE STREET CORP NOTES (CALLABLE) DTD 10/29/2020 2.901% 03/30/2026	857477BM4	275,000.00	JPM_CHA	03/30/25	96.50	265,368.13	(18,313.62)	(13,293.30)	1.31	4.50
STATE STREET CORP NOTES (CALLABLE) DTD 10/29/2020 2.901% 03/30/2026	857477BM4	275,000.00	CSFB	03/30/25	96.50	265,368.12	(15,167.63)	(12,003.65)	1.31	4.50
UNITEDHEALTH GROUP INC (CALLABLE) CORPOR DTD 05/19/2021 1.150% 05/15/2026	91324PEC2	475,000.00	MERRILL	04/15/26	91.53	434,747.08	(18,355.42)	(27,520.82)	2.35	4.85
ASTRAZENECA FINANCE LLC (CALLABLE) CORP DTD 05/28/2021 1.200% 05/28/2026	04636NAA1	450,000.00	MKTX	04/28/26	91.27	410,705.10	(32,832.90)	(35,711.03)	2.38	4.97
BANK OF AMERICA CORP NOTES (CALLABLE) DTD 06/16/2020 1.319% 06/19/2026	06051GJD2	450,000.00	MERRILL	06/19/25	92.87	417,921.30	(27,916.20)	(29,745.59)	1.53	4.30
MORGAN STANLEY CORP NOTES DTD 07/25/2016 3.125% 07/27/2026	61761J3R8	400,000.00	MKTX		94.38	377,517.20	(45,914.80)	(35,846.90)	2.54	5.42
UNILEVER CAPITAL CORP CORPORATE NOTES DTD 07/28/2016 2.000% 07/28/2026	904764AU1	475,000.00	JSEB		92.82	440,910.20	(27,805.55)	(30,313.02)	2.58	4.91
STATE STREET CORP NOTES (CALLABLE) DTD 08/03/2023 5.272% 08/03/2026	857477CD3	520,000.00	MORGAN_		99.76	518,745.24	(1,254.76)	(1,254.76)	2.49	5.37

**Managed Account Fair Market Value & Analytics**

For the Month Ending **November 30, 2023**

**CITY OF HAYWARD - 35310000**

<b>Security Type/Description</b>	<b>CUSIP</b>	<b>Par</b>	<b>Broker</b>	<b>Next Call Date</b>	<b>Market Price</b>	<b>Market Value</b>	<b>Unreal G/L On Cost</b>	<b>Unreal G/L Amort Cost</b>	<b>Effective Duration</b>	<b>YTM at Mkt</b>
<b>Corporate Note</b>										
BMW US CAPITAL LLC (CALLABLE) CORPORATE DTD 08/12/2021 1.250% 08/12/2026	05565EBW4	475,000.00	MIZUHO	07/12/26	90.34	429,122.13	(23,923.37)	(32,610.89)	2.57	5.13
BANK OF AMERICA NA CORPORATE NOTES DTD 08/18/2023 5.526% 08/18/2026	06428CAA2	625,000.00	MORGAN_		100.89	630,544.38	4,813.13	4,883.19	2.52	5.17
AMERICAN HONDA FINANCE CORPORATE NOTES DTD 09/09/2021 1.300% 09/09/2026	02665WDZ1	450,000.00	MKTX		90.39	406,772.55	(36,495.45)	(39,314.93)	2.72	5.05
JOHN DEERE CAPITAL CORP CORPORATE NOTES DTD 10/13/2021 1.300% 10/13/2026	24422EVW6	450,000.00	MORGAN_		90.66	407,948.40	(37,254.60)	(39,225.23)	2.82	4.83
BANK OF NY MELLON CORP CORP NOTES (CALLA) DTD 07/27/2021 1.050% 10/15/2026	06406RAV9	450,000.00	JSEB	09/15/26	89.26	401,688.00	(38,142.00)	(42,315.19)	2.75	5.11
CITIGROUP INC (CALLABLE) CORP NOTES DTD 10/21/2016 3.200% 10/21/2026	172967KY6	400,000.00	MERRILL	07/21/26	94.14	376,554.00	(47,202.00)	(36,958.72)	2.54	5.42
WELLS FARGO & COMPANY CORPORATE NOTES DTD 10/25/2016 3.000% 10/23/2026	949746SH5	650,000.00	MORGAN_		93.65	608,756.85	(2,776.15)	(11,147.21)	2.78	5.39
AMERICAN EXPRESS CO (CALLABLE) CORPORATE DTD 11/04/2021 1.650% 11/04/2026	025816CM9	450,000.00	DEUTSCH	10/04/26	90.59	407,647.35	(41,479.65)	(41,836.19)	2.78	5.15
ILLINOIS TOOL WORKS INC CORP NOTES (CALL) DTD 11/07/2016 2.650% 11/15/2026	452308AX7	475,000.00	MERRILL	08/15/26	94.58	449,273.53	11,936.28	1,517.85	2.62	4.63
ABBOTT LABORATORIES CORP NOTES (CALLABLE) DTD 11/22/2016 3.750% 11/30/2026	002824BF6	600,000.00	MERRILL	08/30/26	97.42	584,518.80	(46,771.20)	(34,735.11)	2.64	4.68
TOYOTA MOTOR CREDIT CORP CORPORATE NOTES DTD 01/13/2022 1.900% 01/13/2027	89236TJV8	500,000.00	CREDAG		91.20	455,988.50	(44,366.50)	(44,233.55)	3.02	4.98
TARGET CORP CORP NOTES (CALLABLE) DTD 01/24/2022 1.950% 01/15/2027	87612EBM7	180,000.00	CITIGRP	12/15/26	91.91	165,438.00	(14,256.00)	(14,369.84)	2.94	4.77

**Managed Account Fair Market Value & Analytics**

For the Month Ending **November 30, 2023**

**CITY OF HAYWARD - 35310000**

<b>Security Type/Description</b>	<b>CUSIP</b>	<b>Par</b>	<b>Broker</b>	<b>Next Call Date</b>	<b>Market Price</b>	<b>Market Value</b>	<b>Unreal G/L On Cost</b>	<b>Unreal G/L Amort Cost</b>	<b>Effective Duration</b>	<b>YTM at Mkt</b>
<b>Corporate Note</b>										
TARGET CORP CORP NOTES (CALLABLE) DTD 01/24/2022 1.950% 01/15/2027	87612EBM7	275,000.00	MORGAN_	12/15/26	91.91	252,752.50	(23,245.75)	(22,868.61)	2.94	4.77
COMCAST CORP CORP NOTES (CALLABLE) DTD 07/19/2016 2.350% 01/15/2027	20030NBW0	500,000.00	MORGAN_	10/15/26	92.66	463,288.50	16,258.50	2,180.89	2.77	4.91
BANK OF NY MELLON CORP (CALLABLE) CORPOR DTD 01/26/2022 2.050% 01/26/2027	06406RBA4	475,000.00	KEYBANC	12/26/26	90.95	432,023.90	(29,965.85)	(34,541.77)	2.97	5.19
PROCTER & GAMBLE CO/THE CORPORATE NOTES DTD 02/01/2022 1.900% 02/01/2027	742718FV6	650,000.00	RBC		92.00	598,014.95	(52,199.55)	(52,121.23)	3.07	4.64
JPMORGAN CHASE & CO CORP NOTES (CALLABLE DTD 02/04/2021 1.040% 02/04/2027	46647PBW5	500,000.00	WELLS_F	02/04/26	90.65	453,258.50	(7,516.50)	(21,257.32)	2.15	4.21
JPMORGAN CHASE & CO CORP NOTES (CALLABLE DTD 02/04/2021 1.040% 02/04/2027	46647PBW5	500,000.00	SUSQ	02/04/26	90.65	453,258.50	7,833.50	(3,520.78)	2.15	4.21
IBM CORP CORP NOTES (CALLABLE) DTD 02/09/2022 2.200% 02/09/2027	459200KM2	475,000.00	JSEB	01/09/27	91.73	435,737.93	(34,426.57)	(36,148.77)	2.99	5.03
TRUIST FINANCIAL CORP NOTES (CALLABLE) DTD 03/02/2021 1.267% 03/02/2027	89788MAD4	475,000.00	CSFB	03/02/26	89.99	427,441.10	(17,467.65)	(27,857.68)	2.22	4.61
JOHNSON & JOHNSON CORP NOTES (CALLABLE) DTD 03/03/2017 2.950% 03/03/2027	478160CE2	450,000.00	GOLDMAN	12/03/26	94.87	426,914.55	(34,398.45)	(30,286.42)	2.88	4.66
CHARLES SCHWAB CORP NOTES (CALLABLE) DTD 03/03/2022 2.450% 03/03/2027	808513BY0	475,000.00	MITSU	02/03/27	90.79	431,236.83	(42,081.67)	(42,666.78)	3.05	5.58
AMERICAN EXPRESS CO CORP NOTES (CALLABLE DTD 03/04/2022 2.550% 03/04/2027	025816CS6	450,000.00	MITSU	02/01/27	91.90	413,549.10	(36,032.40)	(36,177.80)	3.04	5.29
JOHN DEERE CAPITAL CORP CORPORATE NOTES DTD 03/07/2022 2.350% 03/08/2027	24422EWD7	450,000.00	WELLS_F		92.52	416,318.40	(31,517.10)	(32,265.12)	3.15	4.85



**Managed Account Fair Market Value & Analytics**

For the Month Ending **November 30, 2023**

**CITY OF HAYWARD - 35310000**

<b>Security Type/Description</b>	<b>CUSIP</b>	<b>Par</b>	<b>Broker</b>	<b>Next Call Date</b>	<b>Market Price</b>	<b>Market Value</b>	<b>Unreal G/L On Cost</b>	<b>Unreal G/L Amort Cost</b>	<b>Effective Duration</b>	<b>YTM at Mkt</b>
<b>Corporate Note</b>										
ROCHE HOLDINGS INC CORP NOTES (CALLABLE) DTD 03/10/2022 2.314% 03/10/2027	771196BV3	475,000.00	JPM_CHA	02/10/27	92.37	438,751.80	(30,082.70)	(32,204.42)	3.08	4.86
BANK OF AMERICA CORP CORP NOTES (CALLABL DTD 03/11/2021 1.658% 03/11/2027	06051GJO3	475,000.00	MORGAN_	03/11/26	91.13	432,850.88	(13,492.37)	(23,348.53)	2.24	4.60
BMW US CAPITAL LLC (CALLABLE) CORP NOTES DTD 04/01/2022 3.450% 04/01/2027	05565ECA1	350,000.00	RBC	03/01/27	94.82	331,880.50	(19,019.00)	(18,715.15)	3.08	5.16
AMAZON.COM INC CORP NOTE (CALLABLE) DTD 04/13/2022 3.300% 04/13/2027	023135CF1	425,000.00	DEUTSCH	03/13/27	95.54	406,049.25	(20,582.75)	(20,043.62)	3.12	4.75
HOME DEPOT INC (CALLABLE) CORPORATE NOTE DTD 03/28/2022 2.875% 04/15/2027	437076CN0	450,000.00	MORGAN_	03/15/27	94.03	423,137.25	(17,354.25)	(20,434.98)	3.15	4.81
NORTHERN TRUST CORP NOTE (CALLABLE) DTD 05/10/2022 4.000% 05/10/2027	665859AW4	900,000.00	JPM_CHA	04/10/27	97.11	874,016.10	(34,677.90)	(31,925.28)	3.17	4.92
UNITEDHEALTH GROUP INC CORP NOTES (CALLA DTD 05/20/2022 3.700% 05/15/2027	91324PEG3	110,000.00	MERRILL	04/15/27	96.24	105,866.42	(4,074.18)	(4,092.45)	3.19	4.89
UNITEDHEALTH GROUP INC CORP NOTES (CALLA DTD 05/20/2022 3.700% 05/15/2027	91324PEG3	165,000.00	STIFEL	04/15/27	96.24	158,799.63	(5,843.97)	(5,953.57)	3.19	4.89
NATIONAL AUSTRALIA BK/NY CORPORATE NOTES DTD 06/09/2022 3.905% 06/09/2027	63254ABE7	900,000.00	MORGAN_		96.03	864,244.80	(27,907.20)	(30,215.94)	3.26	5.15
IBM CORP NOTES (CALLABLE) DTD 07/27/2022 4.150% 07/27/2027	459200KT7	350,000.00	TD	06/27/27	97.10	339,847.90	(16,823.10)	(15,017.30)	3.31	5.03
INTEL CORP NOTES (CALLABLE) DTD 08/05/2022 3.750% 08/05/2027	458140BY5	550,000.00	SMBC	07/05/27	96.26	529,413.50	(18,799.00)	(19,268.93)	3.35	4.87
CHEVRON USA INC CORP NOTE (CALLABLE) DTD 08/12/2020 1.018% 08/12/2027	166756AL0	525,000.00	MORGAN_	06/12/27	87.68	460,330.50	21,315.00	1,172.29	3.46	4.68

**Managed Account Fair Market Value & Analytics**

For the Month Ending **November 30, 2023**

**CITY OF HAYWARD - 35310000**

<b>Security Type/Description</b>	<b>CUSIP</b>	<b>Par</b>	<b>Broker</b>	<b>Next Call Date</b>	<b>Market Price</b>	<b>Market Value</b>	<b>Unreal G/L On Cost</b>	<b>Unreal G/L Amort Cost</b>	<b>Effective Duration</b>	<b>YTM at Mkt</b>
<b>Corporate Note</b>										
GOLDMAN SACHS GROUP INC CORP NOTES (CALL DTD 10/21/2021 1.948% 10/21/2027)	38141GYM0	500,000.00	MERRILL	10/21/26	89.76	448,779.50	2,294.50	(7,167.57)	2.82	4.87
TEXAS INSTRUMENTS INC CORP NOTE (CALLABL DTD 11/18/2022 4.600% 02/15/2028)	882508BV5	155,000.00	JPM_CHA	01/15/28	99.67	154,482.30	(4,243.90)	(3,812.86)	3.75	4.69
BRISTOL-MYERS SQUIBB CO CORP NOTES (CALL DTD 07/15/2020 3.900% 02/20/2028)	110122DE5	450,000.00	HSBC	11/20/27	96.84	435,777.30	5,316.30	2,368.24	3.67	4.73
JOHN DEERE CAPITAL CORP CORPORATE NOTES (DTD 03/03/2023 4.900% 03/03/2028)	24422EWV7	450,000.00	CITIGRP		100.02	450,094.05	1,435.05	1,234.67	3.85	4.89
ASTRAZENECA FINANCE LLC CORPORATE NOTES (DTD 03/03/2023 4.875% 03/03/2028)	04636NAF0	725,000.00	MERRILL		99.96	724,739.00	1,203.50	984.67	3.85	4.88
MASTERCARD INC CORP NOTES (CALLABLE) (DTD 03/09/2023 4.875% 03/09/2028)	57636OAW4	900,000.00	JPM_CHA	02/09/28	101.18	910,634.40	11,507.40	11,379.82	3.80	4.57
NESTLE HOLDINGS INC CORPORATE NOTES (DTD 03/14/2023 5.000% 03/14/2028)	641062BF0	900,000.00	JPM_CHA	02/14/28	100.72	906,444.00	6,678.00	6,644.44	3.81	4.81
NATIONAL RURAL UTIL COOP CORP NOTES (CAL DTD 12/16/2022 4.800% 03/15/2028)	63743HFG2	475,000.00	GOLDMAN	02/15/28	99.00	470,271.38	(12,380.87)	(11,347.36)	3.82	5.06
HERSHEY COMPANY CORP NOTES (CALLABLE DTD 05/04/2023 4.250% 05/04/2028)	427866BH0	160,000.00	GOLDMAN	04/04/28	98.35	157,354.24	(2,559.36)	(2,569.34)	4.00	4.67
HERSHEY COMPANY CORP NOTES (CALLABLE DTD 05/04/2023 4.250% 05/04/2028)	427866BH0	240,000.00	MERRILL	04/04/28	98.35	236,031.36	(3,625.44)	(3,665.08)	4.00	4.67
NATIONAL AUSTRALIA BK/NY CORPORATE NOTES (DTD 06/13/2023 4.900% 06/13/2028)	63253OAE4	450,000.00	CBAA		98.98	445,407.30	(4,669.20)	(4,663.35)	4.03	5.15

**Managed Account Fair Market Value & Analytics**

For the Month Ending **November 30, 2023**

**CITY OF HAYWARD - 35310000**

<b>Security Type/Description</b>	<b>Dated Date/Coupon/Maturity</b>	<b>CUSIP</b>	<b>Par</b>	<b>Broker</b>	<b>Next Call Date</b>	<b>Market Price</b>	<b>Market Value</b>	<b>Unreal G/L On Cost</b>	<b>Unreal G/L Amort Cost</b>	<b>Effective Duration</b>	<b>YTM at Mkt</b>
<b>Corporate Note</b>											
AMERICAN HONDA FINANCE CORPORATE NOTES	07/07/2023 5.125% 07/07/2028	02665WEM9	625,000.00	MITSU		100.17	626,043.13	(7,919.37)	(7,243.61)	4.08	5.08
MERCEDES-BENZ FIN NA CORPORATE NOTES	08/03/2023 5.100% 08/03/2028	58769JAL1	725,000.00	JPM_CHA		99.32	720,077.25	3,132.00	2,686.25	4.15	5.26
<b>Security Type Sub-Total</b>			<b>39,625,000.00</b>				<b>37,748,147.91</b>	<b>(1,469,782.24)</b>	<b>(1,551,703.88)</b>	<b>2.44</b>	<b>4.85</b>
<b>Certificate of Deposit</b>											
NORDEA BANK ABP NEW YORK CERT DEPOS	11/03/2022 5.530% 11/03/2025	65558UYF3	900,000.00	WELLS_F		99.30	893,687.40	(6,312.60)	(6,312.60)	1.85	5.92
<b>Security Type Sub-Total</b>			<b>900,000.00</b>				<b>893,687.40</b>	<b>(6,312.60)</b>	<b>(6,312.60)</b>	<b>1.85</b>	<b>5.92</b>
<b>Bank Note</b>											
PNC BANK CORP NOTES (CALLABLE)	10/23/2017 3.100% 10/25/2027	69353RFG8	900,000.00	SUSQ	09/25/27	91.55	823,926.60	12,414.60	(6,571.52)	3.61	5.54
<b>Security Type Sub-Total</b>			<b>900,000.00</b>				<b>823,926.60</b>	<b>12,414.60</b>	<b>(6,571.52)</b>	<b>3.61</b>	<b>5.54</b>
<b>Asset-Backed Security</b>											
GMCAR 2020-3 A3	08/19/2020 0.450% 04/16/2025	362590AC5	32,531.74	CITIGRP		99.53	32,377.33	(146.97)	(152.21)	0.09	0.80
KCOT 2021-1A A3	04/14/2021 0.620% 08/15/2025	50117TAC5	158,126.44	JPM_CHA		97.79	154,634.17	(3,459.92)	(3,479.55)	0.40	1.94
HART 2021-A A3	04/28/2021 0.380% 09/15/2025	44933LAC7	45,267.30	BARCLAY		98.38	44,534.61	(727.93)	(730.75)	0.29	1.29
KCOT 2021-2A A3	07/28/2021 0.560% 11/17/2025	50117XAE2	336,697.06	MITSU		96.98	326,531.30	(10,153.07)	(10,159.98)	0.53	2.13
CARMX 2021-2 A3	04/21/2021 0.520% 02/17/2026	14314OAC8	136,344.26	MERRILL		97.56	133,023.50	(3,291.38)	(3,307.28)	0.40	1.64

**Managed Account Fair Market Value & Analytics**

For the Month Ending **November 30, 2023**

**CITY OF HAYWARD - 35310000**

<b>Security Type/Description</b> <b>Dated Date/Coupon/Maturity</b>	<b>CUSIP</b>	<b>Par</b>	<b>Broker</b>	<b>Next Call Date</b>	<b>Market Price</b>	<b>Market Value</b>	<b>Unreal G/L On Cost</b>	<b>Unreal G/L Amort Cost</b>	<b>Effective Duration</b>	<b>YTM at Mkt</b>
<b>Asset-Backed Security</b>										
CARMX 2021-3 A3 DTD 07/28/2021 0.550% 06/15/2026	14317DAC4	369,611.81	RBC		96.40	356,295.18	(13,255.83)	(13,285.02)	0.61	2.01
COPAR 2021-1 A3 DTD 10/27/2021 0.770% 09/15/2026	14044CAC6	287,226.28	JPM_CHA		96.38	276,823.52	(10,397.33)	(10,399.66)	0.65	2.11
COMET 2021-A3 A3 DTD 11/30/2021 1.040% 11/15/2026	14041NFY2	715,000.00	BARCLAY		95.84	685,236.91	(29,664.56)	(29,704.33)	0.92	2.50
KCOT 2022-2A A3 DTD 07/21/2022 4.090% 12/15/2026	50117JAC7	590,000.00	MITSU		97.97	578,045.95	(11,845.90)	(11,879.39)	1.29	4.81
COMET 2022-A2 A DTD 06/14/2022 3.490% 05/15/2027	14041NGA3	635,000.00	RBC		97.21	617,293.79	(17,604.74)	(17,634.97)	1.37	4.36
KCOT 2023-2A A3 DTD 07/26/2023 5.280% 01/18/2028	500945AC4	235,000.00	JPM_CHA		99.73	234,370.36	(570.28)	(574.92)	2.30	5.35
<b>Security Type Sub-Total</b>		<b>3,540,804.89</b>				<b>3,439,166.62</b>	<b>(101,117.91)</b>	<b>(101,308.06)</b>	<b>1.01</b>	<b>3.21</b>
<b>Managed Account Sub-Total</b>		<b>190,891,584.15</b>				<b>180,968,363.72</b>	<b>(6,831,015.08)</b>	<b>(7,794,643.29)</b>	<b>2.33</b>	<b>4.77</b>
<b>Securities Sub-Total</b>		<b>\$190,891,584.15</b>				<b>\$180,968,363.72</b>	<b>(\$6,831,015.08)</b>	<b>(\$7,794,643.29)</b>	<b>2.33</b>	<b>4.77%</b>
<b>Accrued Interest</b>						<b>\$703,752.30</b>				
<b>Total Investments</b>						<b>\$181,672,116.02</b>				

**Managed Account Security Transactions & Interest**

For the Month Ending **November 30, 2023**

**CITY OF HAYWARD - 35310000**

Transaction Type		Security Description	CUSIP	Par	Principal Proceeds	Accrued Interest	Total	Realized G/L Cost	Realized G/L Amort Cost	Sale Method
Trade	Settle									
<b>INTEREST</b>										
11/01/23	11/01/23	CITIGROUP INC (CALLABLE) CORPORATE NOTES DTD 05/04/2021 0.981% 05/01/2025	172967MX6	325,000.00	0.00	1,594.13	1,594.13			
11/01/23	11/25/23	FHMS K505 A2 DTD 07/01/2023 4.819% 06/01/2028	3137HACX2	1,800,000.00	0.00	7,228.50	7,228.50			
11/01/23	11/25/23	FNA 2016-M3 A2 DTD 03/31/2016 2.702% 02/01/2026	3136ARTE8	551,957.47	0.00	1,242.82	1,242.82			
11/01/23	11/25/23	FNA 2023-M6 A2 DTD 07/01/2023 4.190% 07/01/2028	3136BODE6	900,000.00	0.00	3,142.50	3,142.50			
11/01/23	11/25/23	FHMS K063 A2 DTD 03/01/2017 3.430% 01/01/2027	3137BVZ82	1,000,000.00	0.00	2,858.33	2,858.33			
11/01/23	11/25/23	FHMS K743 A2 DTD 06/30/2021 1.770% 05/01/2028	3137H14B9	1,000,000.00	0.00	1,475.00	1,475.00			
11/01/23	11/25/23	FHMS K053 A2 DTD 03/29/2016 2.995% 12/01/2025	3137BN6G4	850,000.00	0.00	2,121.46	2,121.46			
11/01/23	11/25/23	FHMS KJ46 A1 DTD 07/01/2023 4.777% 06/01/2028	3137HAD45	723,867.00	0.00	2,881.59	2,881.59			
11/01/23	11/25/23	FHMS K061 A2 DTD 01/30/2017 3.347% 11/01/2026	3137BTUM1	1,240,000.00	0.00	3,458.57	3,458.57			
11/01/23	11/25/23	FHMS K054 A2 DTD 04/20/2016 2.745% 01/01/2026	3137BNGT5	1,705,000.00	0.00	3,900.19	3,900.19			
11/01/23	11/25/23	FNA 2017-M12 A2 DTD 10/30/2017 3.162% 06/01/2027	3136AX7E9	964,454.23	0.00	2,541.06	2,541.06			
11/01/23	11/25/23	FNA 2017-M15 A2 DTD 12/29/2017 3.059% 09/01/2027	3136AY6X6	968,761.93	0.00	2,469.45	2,469.45			
11/01/23	11/25/23	FHLMC MULTIFAMILY STRUCTURED P DTD 07/01/2017 3.243% 04/01/2027	3137F1G44	1,850,000.00	0.00	4,999.63	4,999.63			
11/01/23	11/25/23	FHMS K506 A2 DTD 09/01/2023 4.650% 08/01/2028	3137HAMH6	1,825,000.00	0.00	7,071.88	7,071.88			
11/03/23	11/03/23	NORDEA BANK ABP NEW YORK CERT DEPOS DTD 11/03/2022 5.530% 11/03/2025	65558UYF3	900,000.00	0.00	24,885.00	24,885.00			

**Managed Account Security Transactions & Interest**

For the Month Ending **November 30, 2023**

**CITY OF HAYWARD - 35310000**

Transaction Type		Security Description	CUSIP	Par	Principal Proceeds	Accrued Interest	Total	Realized G/L Cost	Realized G/L Amort Cost	Sale Method
Trade	Settle									
<b>INTEREST</b>										
11/04/23	11/04/23	HERSHEY COMPANY CORP NOTES CALLABLE DTD 05/04/2023 4.250% 05/04/2028	427866BH0	400,000.00	0.00	8,500.00	8,500.00			
11/04/23	11/04/23	AMERICAN EXPRESS CO (CALLABLE) CORPORATE DTD 11/04/2021 1.650% 11/04/2026	025816CM9	450,000.00	0.00	3,712.50	3,712.50			
11/07/23	11/07/23	COMCAST CORP CORPORATE NOTES DTD 11/07/2022 5.250% 11/07/2025	20030NDZ1	170,000.00	0.00	4,462.50	4,462.50			
11/10/23	11/10/23	NORTHERN TRUST CORP NOTE (CALLABLE) DTD 05/10/2022 4.000% 05/10/2027	665859AW4	900,000.00	0.00	18,000.00	18,000.00			
11/13/23	11/13/23	CATERPILLAR FINL SERVICE CORPORATE NOTES DTD 05/13/2022 3.400% 05/13/2025	14913R2V8	700,000.00	0.00	11,900.00	11,900.00			
11/13/23	11/13/23	BRISTOL-MYERS SQUIBB CO CORPORATE NOTES DTD 11/13/2020 0.750% 11/13/2025	110122DN5	500,000.00	0.00	1,875.00	1,875.00			
11/15/23	11/15/23	ILLINOIS TOOL WORKS INC CORP NOTES (CALL DTD 11/07/2016 2.650% 11/15/2026	452308AX7	475,000.00	0.00	6,293.75	6,293.75			
11/15/23	11/15/23	US TREASURY NOTES DTD 11/15/2021 0.750% 11/15/2024	91282CDH1	9,550,000.00	0.00	35,812.50	35,812.50			
11/15/23	11/15/23	COMET 2021-A3 A3 DTD 11/30/2021 1.040% 11/15/2026	14041NFY2	715,000.00	0.00	619.67	619.67			
11/15/23	11/15/23	KCOT 2021-1A A3 DTD 04/14/2021 0.620% 08/15/2025	50117TAC5	175,059.64	0.00	90.45	90.45			
11/15/23	11/15/23	US TREASURY NOTES DTD 11/15/2016 2.000% 11/15/2026	912828U24	1,350,000.00	0.00	13,500.00	13,500.00			
11/15/23	11/15/23	UNITEDHEALTH GROUP INC CORP NOTES (CALLA DTD 05/20/2022 3.700% 05/15/2027	91324PEG3	275,000.00	0.00	5,087.50	5,087.50			
11/15/23	11/15/23	COPAR 2021-1 A3 DTD 10/27/2021 0.770% 09/15/2026	14044CAC6	305,746.47	0.00	196.19	196.19			

**Managed Account Security Transactions & Interest**

For the Month Ending **November 30, 2023**

**CITY OF HAYWARD - 35310000**

Transaction Type		Security Description	CUSIP	Par	Principal Proceeds	Accrued Interest	Total	Realized G/L Cost	Realized G/L Amort Cost	Sale Method
Trade	Settle									
<b>INTEREST</b>										
11/15/23	11/15/23	CARMX 2021-2 A3 DTD 04/21/2021 0.520% 02/17/2026	14314QAC8	149,213.18	0.00	64.66	64.66			
11/15/23	11/15/23	KCOT 2023-2A A3 DTD 07/26/2023 5.280% 01/18/2028	500945AC4	235,000.00	0.00	1,034.00	1,034.00			
11/15/23	11/15/23	KCOT 2022-2A A3 DTD 07/21/2022 4.090% 12/15/2026	50117JAC7	590,000.00	0.00	2,010.92	2,010.92			
11/15/23	11/15/23	KCOT 2021-2A A3 DTD 07/28/2021 0.560% 11/17/2025	50117XAE2	364,173.24	0.00	169.95	169.95			
11/15/23	11/15/23	HART 2021-A A3 DTD 04/28/2021 0.380% 09/15/2025	44933LAC7	51,789.52	0.00	16.40	16.40			
11/15/23	11/15/23	UNITEDHEALTH GROUP INC (CALLABLE) CORPOR DTD 05/19/2021 1.150% 05/15/2026	91324PEC2	475,000.00	0.00	2,731.25	2,731.25			
11/15/23	11/15/23	CARMX 2021-3 A3 DTD 07/28/2021 0.550% 06/15/2026	14317DAC4	393,961.50	0.00	180.57	180.57			
11/15/23	11/15/23	COMET 2022-A2 A DTD 06/14/2022 3.490% 05/15/2027	14041NGA3	635,000.00	0.00	1,846.79	1,846.79			
11/16/23	11/16/23	GMCAR 2020-3 A3 DTD 08/19/2020 0.450% 04/16/2025	362590AC5	46,081.12	0.00	17.28	17.28			
11/28/23	11/28/23	ASTRAZENECA FINANCE LLC (CALLABLE) CORP DTD 05/28/2021 1.200% 05/28/2026	04636NAA1	450,000.00	0.00	2,700.00	2,700.00			
11/30/23	11/30/23	US TREASURY NOTES DTD 11/30/2022 3.875% 11/30/2027	91282CFZ9	2,075,000.00	0.00	40,203.13	40,203.13			
11/30/23	11/30/23	ABBOTT LABORATORIES CORP NOTES (CALLABLE) DTD 11/22/2016 3.750% 11/30/2026	002824BF6	600,000.00	0.00	11,250.00	11,250.00			
11/30/23	11/30/23	US TREASURY NOTES DTD 11/30/2019 1.500% 11/30/2024	912828YV6	4,425,000.00	0.00	33,187.50	33,187.50			
11/30/23	11/30/23	US TREASURY NOTES DTD 05/31/2020 0.250% 05/31/2025	912828ZT0	10,000,000.00	0.00	12,500.00	12,500.00			
<b>Transaction Type Sub-Total</b>				<b>53,060,065.30</b>	<b>0.00</b>	<b>289,832.62</b>	<b>289,832.62</b>			

**MATURITY**

**Managed Account Security Transactions & Interest**

For the Month Ending **November 30, 2023**

**CITY OF HAYWARD - 35310000**

Transaction Type		Security Description	CUSIP	Par	Principal Proceeds	Accrued Interest	Total	Realized G/L Cost	Realized G/L Amort Cost	Sale Method
Trade	Settle									
<b>MATURITY</b>										
11/01/23	11/01/23	CA ST UNIV TXBL REV BONDS DTD 09/17/2020 0.475% 11/01/2023	13077DMJ8	325,000.00	325,000.00	771.88	325,771.88	0.00	0.00	
<b>Transaction Type Sub-Total</b>				<b>325,000.00</b>	<b>325,000.00</b>	<b>771.88</b>	<b>325,771.88</b>	<b>0.00</b>	<b>0.00</b>	
<b>PAYDOWNS</b>										
11/01/23	11/25/23	FNA 2017-M12 A2 DTD 10/30/2017 3.162% 06/01/2027	3136AX7E9	893.35	893.35	0.00	893.35	58.10	0.00	
11/01/23	11/25/23	FNA 2016-M3 A2 DTD 03/31/2016 2.702% 02/01/2026	3136ARTE8	749.97	749.97	0.00	749.97	25.40	0.00	
11/01/23	11/25/23	FNA 2017-M15 A2 DTD 12/29/2017 3.059% 09/01/2027	3136AY6X6	1,250.20	1,250.20	0.00	1,250.20	86.00	0.00	
11/01/23	11/25/23	FHMS KJ46 A1 DTD 07/01/2023 4.777% 06/01/2028	3137HAD45	367.85	367.85	0.00	367.85	0.01	0.00	
11/15/23	11/15/23	COPAR 2021-1 A3 DTD 10/27/2021 0.770% 09/15/2026	14044CAC6	18,520.19	18,520.19	0.00	18,520.19	0.35	0.00	
11/15/23	11/15/23	CARMX 2021-3 A3 DTD 07/28/2021 0.550% 06/15/2026	14317DAC4	24,349.69	24,349.69	0.00	24,349.69	4.01	0.00	
11/15/23	11/15/23	CARMX 2021-2 A3 DTD 04/21/2021 0.520% 02/17/2026	14314QAC8	12,868.92	12,868.92	0.00	12,868.92	2.77	0.00	
11/15/23	11/15/23	KCOT 2021-1A A3 DTD 04/14/2021 0.620% 08/15/2025	50117TAC5	16,933.20	16,933.20	0.00	16,933.20	3.46	0.00	
11/15/23	11/15/23	HART 2021-A A3 DTD 04/28/2021 0.380% 09/15/2025	44933LAC7	6,522.22	6,522.22	0.00	6,522.22	0.69	0.00	
11/15/23	11/15/23	KCOT 2021-2A A3 DTD 07/28/2021 0.560% 11/17/2025	50117XAE2	27,476.18	27,476.18	0.00	27,476.18	1.04	0.00	
11/16/23	11/16/23	GMCAR 2020-3 A3 DTD 08/19/2020 0.450% 04/16/2025	362590AC5	13,549.38	13,549.38	0.00	13,549.38	3.10	0.00	
<b>Transaction Type Sub-Total</b>				<b>123,481.15</b>	<b>123,481.15</b>	<b>0.00</b>	<b>123,481.15</b>	<b>184.93</b>	<b>0.00</b>	
<b>Managed Account Sub-Total</b>					<b>448,481.15</b>	<b>290,604.50</b>	<b>739,085.65</b>	<b>184.93</b>	<b>0.00</b>	
<b>Total Security Transactions</b>					<b>\$448,481.15</b>	<b>\$290,604.50</b>	<b>\$739,085.65</b>	<b>\$184.93</b>	<b>\$0.00</b>	



**Managed Account Summary Statement**

For the Month Ending **November 30, 2023**

CITY OF HAYWARD - SHORT TERM - 35310001

**Transaction Summary - Managed Account**

<b>Opening Market Value</b>	<b>\$67,917,978.76</b>
Maturities/Calls	(4,540,000.00)
Principal Dispositions	0.00
Principal Acquisitions	0.00
Unsettled Trades	0.00
Change in Current Value	226,561.80
<b>Closing Market Value</b>	<b>\$63,604,540.56</b>

**Cash Transactions Summary - Managed Account**

Maturities/Calls	4,605,262.50
Sale Proceeds	0.00
Coupon/Interest/Dividend Income	168,450.00
Principal Payments	0.00
Security Purchases	0.00
Net Cash Contribution	(4,773,712.50)
Reconciling Transactions	0.00

**Earnings Reconciliation (Cash Basis) - Managed Account**

Interest/Dividends/Coupons Received	233,712.50
Less Purchased Interest Related to Interest/Coupons	0.00
Plus Net Realized Gains/Losses	71,646.87
<b>Total Cash Basis Earnings</b>	<b>\$305,359.37</b>

**Cash Balance**

**Closing Cash Balance** **\$0.00**

**Earnings Reconciliation (Accrual Basis)**

	<b>Total</b>
Ending Amortized Value of Securities	63,766,562.68
Ending Accrued Interest	356,801.78
Plus Proceeds from Sales	0.00
Plus Proceeds of Maturities/Calls/Principal Payments	4,605,262.50
Plus Coupons/Dividends Received	168,450.00
Less Cost of New Purchases	0.00
Less Beginning Amortized Value of Securities	(68,186,910.79)
Less Beginning Accrued Interest	(448,537.34)
<b>Total Accrual Basis Earnings</b>	<b>\$261,628.83</b>

## Portfolio Summary and Statistics

For the Month Ending **November 30, 2023**

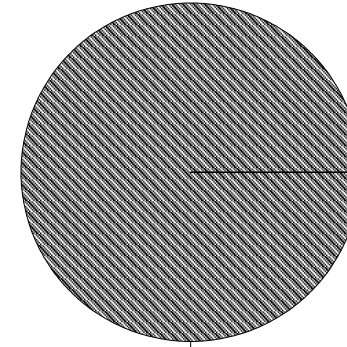
CITY OF HAYWARD - SHORT TERM - 35310001

### Account Summary

Description	Par Value	Market Value	Percent
U.S. Treasury Bond / Note	64,513,000.00	63,604,540.56	100.00
<b>Managed Account Sub-Total</b>	<b>64,513,000.00</b>	<b>63,604,540.56</b>	<b>100.00%</b>
Accrued Interest		356,801.78	
<b>Total Portfolio</b>	<b>64,513,000.00</b>	<b>63,961,342.34</b>	

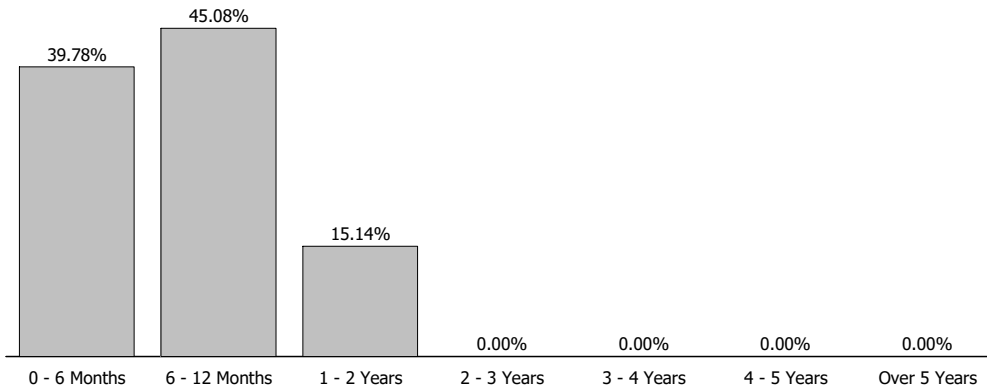
**Unsettled Trades** **0.00** **0.00**

### Sector Allocation



US TSY Bond / Note  
100.00%

### Maturity Distribution



### Characteristics

Yield to Maturity at Cost	4.75%
Yield to Maturity at Market	5.33%
Weighted Average Days to Maturity	208

**Managed Account Issuer Summary**

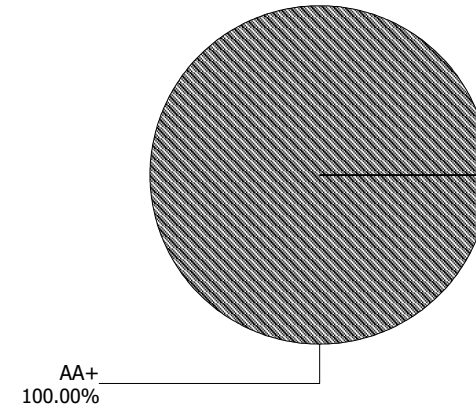
For the Month Ending **November 30, 2023**

CITY OF HAYWARD - SHORT TERM - 35310001

**Issuer Summary**

<b>Issuer</b>	<b>Market Value of Holdings</b>	<b>Percent</b>
UNITED STATES TREASURY	63,604,540.56	100.00
<b>Total</b>	<b>\$63,604,540.56</b>	<b>100.00%</b>

**Credit Quality (S&P Ratings)**



**Managed Account Detail of Securities Held**

For the Month Ending **November 30, 2023**

**CITY OF HAYWARD - SHORT TERM - 35310001**

<b>Security Type/Description</b> <b>Dated Date/Coupon/Maturity</b>	<b>CUSIP</b>	<b>Par</b>	<b>S&amp;P Rating</b>	<b>Moody's Rating</b>	<b>Trade Date</b>	<b>Settle Date</b>	<b>Original Cost</b>	<b>YTM at Cost</b>	<b>Accrued Interest</b>	<b>Amortized Cost</b>	<b>Market Value</b>
<b>U.S. Treasury Bond / Note</b>											
US TREASURY NOTES DTD 12/31/2018 2.625% 12/31/2023	9128285U0	4,655,000.00	AA+	Aaa	09/29/22	09/29/22	4,560,808.98	4.30	51,135.43	4,648,830.28	4,643,362.50
US TREASURY NOTES DTD 01/31/2019 2.500% 01/31/2024	9128285Z9	6,785,000.00	AA+	Aaa	09/29/22	09/29/22	6,626,506.64	4.31	56,695.31	6,765,228.84	6,752,134.82
US TREASURY NOTES DTD 02/28/2022 1.500% 02/29/2024	91282CEA5	4,470,000.00	AA+	Aaa	11/01/22	11/02/22	4,288,231.64	4.70	16,946.70	4,436,200.10	4,427,395.54
US TREASURY NOTES DTD 03/31/2017 2.125% 03/31/2024	912828W71	4,865,000.00	AA+	Aaa	11/28/22	11/30/22	4,701,756.45	4.75	17,512.67	4,824,440.51	4,814,069.29
US TREASURY NOTES DTD 04/30/2022 2.500% 04/30/2024	91282CEK3	4,725,000.00	AA+	Aaa	01/03/23	01/03/23	4,593,770.51	4.69	10,060.10	4,683,973.80	4,669,628.67
US TREASURY NOTES DTD 05/31/2022 2.500% 05/31/2024	91282CER8	4,800,000.00	AA+	Aaa	01/25/23	01/31/23	4,672,500.00	4.58	327.87	4,752,253.09	4,732,500.00
US TREASURY NOTES DTD 06/30/2017 2.000% 06/30/2024	912828XX3	4,870,000.00	AA+	Aaa	02/22/23	02/28/23	4,681,477.73	5.03	40,759.78	4,788,100.98	4,777,165.63
US TREASURY NOTES DTD 07/31/2022 3.000% 07/31/2024	91282CFA4	4,900,000.00	AA+	Aaa	04/27/23	05/01/23	4,808,890.63	4.54	49,133.15	4,851,554.54	4,826,500.00
US TREASURY NOTES DTD 08/15/2021 0.375% 08/15/2024	91282CCT6	5,060,000.00	AA+	Aaa	05/23/23	05/31/23	4,799,489.06	4.81	5,568.75	4,907,937.05	4,888,434.63
US TREASURY NOTES DTD 09/15/2021 0.375% 09/15/2024	91282CCX7	5,095,000.00	AA+	Aaa	06/27/23	06/30/23	4,807,212.11	5.26	4,041.71	4,907,255.76	4,903,141.66
US TREASURY NOTES DTD 10/31/2022 4.375% 10/31/2024	91282CFO9	4,578,000.00	AA+	Aaa	03/29/23	03/31/23	4,582,113.05	4.31	17,057.45	4,580,375.64	4,542,234.38
US TREASURY NOTES DTD 11/30/2022 4.500% 11/30/2024	91282CFX4	4,820,000.00	AA+	Aaa	07/31/23	08/01/23	4,771,611.72	5.29	592.62	4,783,733.63	4,786,109.62
US TREASURY NOTES DTD 12/31/2022 4.250% 12/31/2024	91282CGD7	4,890,000.00	AA+	Aaa	08/25/23	08/31/23	4,824,290.63	5.30	86,970.24	4,836,678.46	4,841,863.82
<b>Security Type Sub-Total</b>		<b>64,513,000.00</b>					<b>62,718,659.15</b>	<b>4.75</b>	<b>356,801.78</b>	<b>63,766,562.68</b>	<b>63,604,540.56</b>

**Managed Account Detail of Securities Held**

For the Month Ending **November 30, 2023**

**CITY OF HAYWARD - SHORT TERM - 35310001**

<b>Security Type/Description</b> <b>Dated Date/Coupon/Maturity</b>	<b>CUSIP</b>	<b>Par</b>	<b>S&amp;P Rating</b>	<b>Moody's Rating</b>	<b>Trade Date</b>	<b>Settle Date</b>	<b>Original Cost</b>	<b>YTM at Cost</b>	<b>Accrued Interest</b>	<b>Amortized Cost</b>	<b>Market Value</b>
<b>Managed Account Sub-Total</b>		<b>64,513,000.00</b>					<b>62,718,659.15</b>	<b>4.75</b>	<b>356,801.78</b>	<b>63,766,562.68</b>	<b>63,604,540.56</b>
<b>Securities Sub-Total</b>		<b>\$64,513,000.00</b>					<b>\$62,718,659.15</b>	<b>4.75%</b>	<b>\$356,801.78</b>	<b>\$63,766,562.68</b>	<b>\$63,604,540.56</b>
<b>Accrued Interest</b>											<b>\$356,801.78</b>
<b>Total Investments</b>											<b>\$63,961,342.34</b>

**Managed Account Fair Market Value & Analytics**

For the Month Ending **November 30, 2023**

**CITY OF HAYWARD - SHORT TERM - 35310001**

<b>Security Type/Description</b>	<b>Dated Date/Coupon/Maturity</b>	<b>CUSIP</b>	<b>Par</b>	<b>Broker</b>	<b>Next Call Date</b>	<b>Market Price</b>	<b>Market Value</b>	<b>Unreal G/L On Cost</b>	<b>Unreal G/L Amort Cost</b>	<b>Effective Duration</b>	<b>YTM at Mkt</b>
<b>U.S. Treasury Bond / Note</b>											
US TREASURY NOTES	DTD 12/31/2018 2.625% 12/31/2023	9128285U0	4,655,000.00	JPM_CHA		99.75	4,643,362.50	82,553.52	(5,467.78)	0.09	5.55
US TREASURY NOTES	DTD 01/31/2019 2.500% 01/31/2024	9128285Z9	6,785,000.00	BMO		99.52	6,752,134.82	125,628.18	(13,094.02)	0.17	5.36
US TREASURY NOTES	DTD 02/28/2022 1.500% 02/29/2024	91282CEA5	4,470,000.00	BMO		99.05	4,427,395.54	139,163.90	(8,804.56)	0.25	5.34
US TREASURY NOTES	DTD 03/31/2017 2.125% 03/31/2024	912828W71	4,865,000.00	BMO		98.95	4,814,069.29	112,312.84	(10,371.22)	0.34	5.30
US TREASURY NOTES	DTD 04/30/2022 2.500% 04/30/2024	91282CEK3	4,725,000.00	CITIGRP		98.83	4,669,628.67	75,858.16	(14,345.13)	0.42	5.36
US TREASURY NOTES	DTD 05/31/2022 2.500% 05/31/2024	91282CER8	4,800,000.00	DAIWA		98.59	4,732,500.00	60,000.00	(19,753.09)	0.50	5.39
US TREASURY NOTES	DTD 06/30/2017 2.000% 06/30/2024	912828XX3	4,870,000.00	MERRILL		98.09	4,777,165.63	95,687.90	(10,935.35)	0.58	5.35
US TREASURY NOTES	DTD 07/31/2022 3.000% 07/31/2024	91282CFA4	4,900,000.00	NOMURA		98.50	4,826,500.00	17,609.37	(25,054.54)	0.66	5.31
US TREASURY NOTES	DTD 08/15/2021 0.375% 08/15/2024	91282CCT6	5,060,000.00	JPM_CHA		96.61	4,888,434.63	88,945.57	(19,502.42)	0.71	5.31
US TREASURY NOTES	DTD 09/15/2021 0.375% 09/15/2024	91282CCX7	5,095,000.00	RBS		96.23	4,903,141.66	95,929.55	(4,114.10)	0.79	5.30
US TREASURY NOTES	DTD 10/31/2022 4.375% 10/31/2024	91282CFO9	4,578,000.00	GOLDMAN		99.22	4,542,234.38	(39,878.67)	(38,141.26)	0.91	5.25
US TREASURY NOTES	DTD 11/30/2022 4.500% 11/30/2024	91282CFX4	4,820,000.00	RBS		99.30	4,786,109.62	14,497.90	2,375.99	0.99	5.23
US TREASURY NOTES	DTD 12/31/2022 4.250% 12/31/2024	91282CGD7	4,890,000.00	BMO		99.02	4,841,863.82	17,573.19	5,185.36	1.05	5.19
<b>Security Type Sub-Total</b>			<b>64,513,000.00</b>				<b>63,604,540.56</b>	<b>885,881.41</b>	<b>(162,022.12)</b>	<b>0.56</b>	<b>5.33</b>
<b>Managed Account Sub-Total</b>			<b>64,513,000.00</b>				<b>63,604,540.56</b>	<b>885,881.41</b>	<b>(162,022.12)</b>	<b>0.56</b>	<b>5.33</b>

**Managed Account Fair Market Value & Analytics**

For the Month Ending **November 30, 2023**

**CITY OF HAYWARD - SHORT TERM - 35310001**

<b>Securities Sub-Total</b>	<b>\$64,513,000.00</b>	<b>\$63,604,540.56</b>	<b>\$885,881.41</b>	<b>(\$162,022.12)</b>	<b>0.56</b>	<b>5.33%</b>
<b>Accrued Interest</b>		<b>\$356,801.78</b>				
<b>Total Investments</b>		<b>\$63,961,342.34</b>				

**Managed Account Security Transactions & Interest**

For the Month Ending **November 30, 2023**

**CITY OF HAYWARD - SHORT TERM - 35310001**

Transaction Type		Security Description	CUSIP	Par	Principal Proceeds	Accrued Interest	Total	Realized G/L Cost	Realized G/L Amort Cost	Sale Method
Trade	Settle									
<b>INTEREST</b>										
11/30/23	11/30/23	US TREASURY NOTES DTD 05/31/2022 2.500% 05/31/2024	91282CER8	4,800,000.00	0.00	60,000.00	60,000.00			
11/30/23	11/30/23	US TREASURY NOTES DTD 11/30/2022 4.500% 11/30/2024	91282CFX4	4,820,000.00	0.00	108,450.00	108,450.00			
<b>Transaction Type Sub-Total</b>				<b>9,620,000.00</b>	<b>0.00</b>	<b>168,450.00</b>	<b>168,450.00</b>			
<b>MATURITY</b>										
11/30/23	11/30/23	US TREASURY NOTES DTD 11/30/2018 2.875% 11/30/2023	9128285P1	4,540,000.00	4,540,000.00	65,262.50	4,605,262.50	71,646.87	0.00	
<b>Transaction Type Sub-Total</b>				<b>4,540,000.00</b>	<b>4,540,000.00</b>	<b>65,262.50</b>	<b>4,605,262.50</b>	<b>71,646.87</b>	<b>0.00</b>	
<b>Managed Account Sub-Total</b>					<b>4,540,000.00</b>	<b>233,712.50</b>	<b>4,773,712.50</b>	<b>71,646.87</b>	<b>0.00</b>	
<b>Total Security Transactions</b>					<b>\$4,540,000.00</b>	<b>\$233,712.50</b>	<b>\$4,773,712.50</b>	<b>\$71,646.87</b>	<b>\$0.00</b>	